



PROVINCE OF ILOILO

2011

Provincial Profile

RESEARCH AND STATISTICS SECTION
PROVINCIAL PLANNING AND DEVELOPMENT OFFICE



P R E F A C E

The **Iloilo Provincial Profile** is an annual publication of the Provincial Planning and Development Office. It contains relevant information on the socio-economic situation of the Province of Iloilo. This publication serves as a guide for development planners, policy makers, researchers, private sectors as well as potential investors.

This publication also includes maps, chart, and socio-economic indicators gathered from various national government agencies, provincial government offices and private institutions.

For more information, please contact the Research and Statistics Section, Provincial Planning & Development Office of the Province of Iloilo at 3rd Floor, Iloilo Provincial Capitol, and Iloilo City with telephone nos. (033) 335-1884 to 85, (033) 509-5091, (Fax) 335-8008 or e-mail us at ppdoiloilo@iloilo.gov.ph or rssppdo@iloilo.gov.ph. You can also visit our website at www.iloilo.gov.ph.



Republic of the Philippines
Province of Iloilo

Message



In an institution like the Iloilo Provincial Government, profile updating is critically essential as this serves as the show window of the Province of Iloilo to rest of the archipelago and the world.

This updated Annual Provincial Profile provides a wide array of information for the public, especially the researchers and development planners. It contains the province's demography, economic profile and social services, among others, which are vital in decision-making and development planning.

Moreover, with this updated profile, the Province's progress is properly documented which is necessary for the systematic planning of investors assist conveys information on the availability of various infrastructure and facilities.

Furthermore, as we gear towards being a tourist hub in the country and in the world, I am happy to note that tourist destination in the Province, showcasing the Ilonggos' rich cultural heritage and natural

wonders, are well highlighted.

This laudable initiative of the Provincial Planning and Development Office (PPDO) indeed brings the Province of Iloilo closer to the world. But, this is only an initial step towards attaining our goals. Much has been done but more is expected of us. Let's join hands to make things happen and to make things happen and to make Iloilo economically and politically progressive.

God bless and more power!

ARTHUR D. DEFENSOR, SR.
Governor



Republic of the Philippines
Province of Iloilo

Message



During the electoral campaign of the recently concluded elections the battle-cry was "reforma kas pagbag-o": reform and change. The Governor, myself, and the rest of our party members campaigned, worked hard and eventually won along this thought - that there is a need for change.

To carry out this objective, the Iloilo Provincial Government is committed to bring about transparency, competence, honesty, and accountability. As head of the Legislative Branch, I relentlessly give priority in the legislative agenda of the Sangguniang Panlalawigan proposals and measures aimed towards improving the state of education, food security and health of the people of this Province.

The 2011 Annual Provincial Profile serves not only as a window on how far the Province has achieved but also its great potential yet to be tapped. With the cooperation and active

participation of the people of the Province, line-agencies, investors both local and foreign, we will never get tired of moving forward; we will continue to prosper.


OSCAR "RICHARD" S. GARIN JR.
Vice - Governor



Republic of the Philippines
Province of Iloilo

Message



Once again, I take pride in the publication of an important document prepared by the Provincial Planning and Development Office, *The 2011 Provincial Profile*. It is an updated compendium of data and information about the Province of Iloilo. The 2011 Provincial Profile is intended for investors, researchers, students, professors and anybody else who would like to know the Province of Iloilo.

In 2011, both the Executive Department and the Sangguniang Panlalawigan worked together to enact the Iloilo Provincial Investments and Promotions Code (IPIPC) that would provide a better business incentives to prospective investors to the Province of Iloilo. The 2011 Provincial Profile is a milestone document and an excellent reference material that would pave the way for an improved business and economic opportunities for the Ilonggos.

With the annual publication of the Iloilo Provincial Profile, it is with great hope that Iloilo Province will soon be on the map as one of the provinces in the country with fast growing economy.

May God bless us all.

MARIO N. NILLOS
PPDC

TABLE OF CONTENTS

Page No.

Preface	ii	
Messages		
Governor Arthur D. Defensor, Sr.		iii
Vice Governor Oscar "Richard" S. Garin		iv
Mario N. Nillos, PPDC		v
ACRONYMS		ix
I. GENERAL FEATURES		
A. Geography		1
B. Political Subdivision		4
C. Topography		6
D. Climate Rainfall		7
E. Soil		7
F. Water Sources		7
II. DEMOGRAPHY		
A. Population		8
B. Labor Force		11
C. Family Income		13
III. ECONOMICS		
A. Agri- Aqua Culture		14
B. Veterinary		16
C. Natural Resources		17
1. Forest Cover		17
2. Watershed Areas		20
3. Solid Waste Management		21
4. Mineral Resources		22
D. Infrastructure and Facilities		23
1. Transportation		23
a. Land		23
b. Air		24
c. Sea		27
2. Power		33
3. Communication		36
a. Telecommunication		36
b. Cellular Mobile Telephone Services (CMTS)		37
c. Butel Communication Services		38
d. Post Office in the Province of Iloilo		38
e. Tri – Media; Including Iloilo City (Dec 2010)		38
4. Water		38
a. Irrigation Facilities		38
b. Potable Water Supply Sources		39
E. Commerce, Trade and Industry		41
1. Industry		41
2. Trade		41
3. Financing Institutions		43
F. Tourism		49

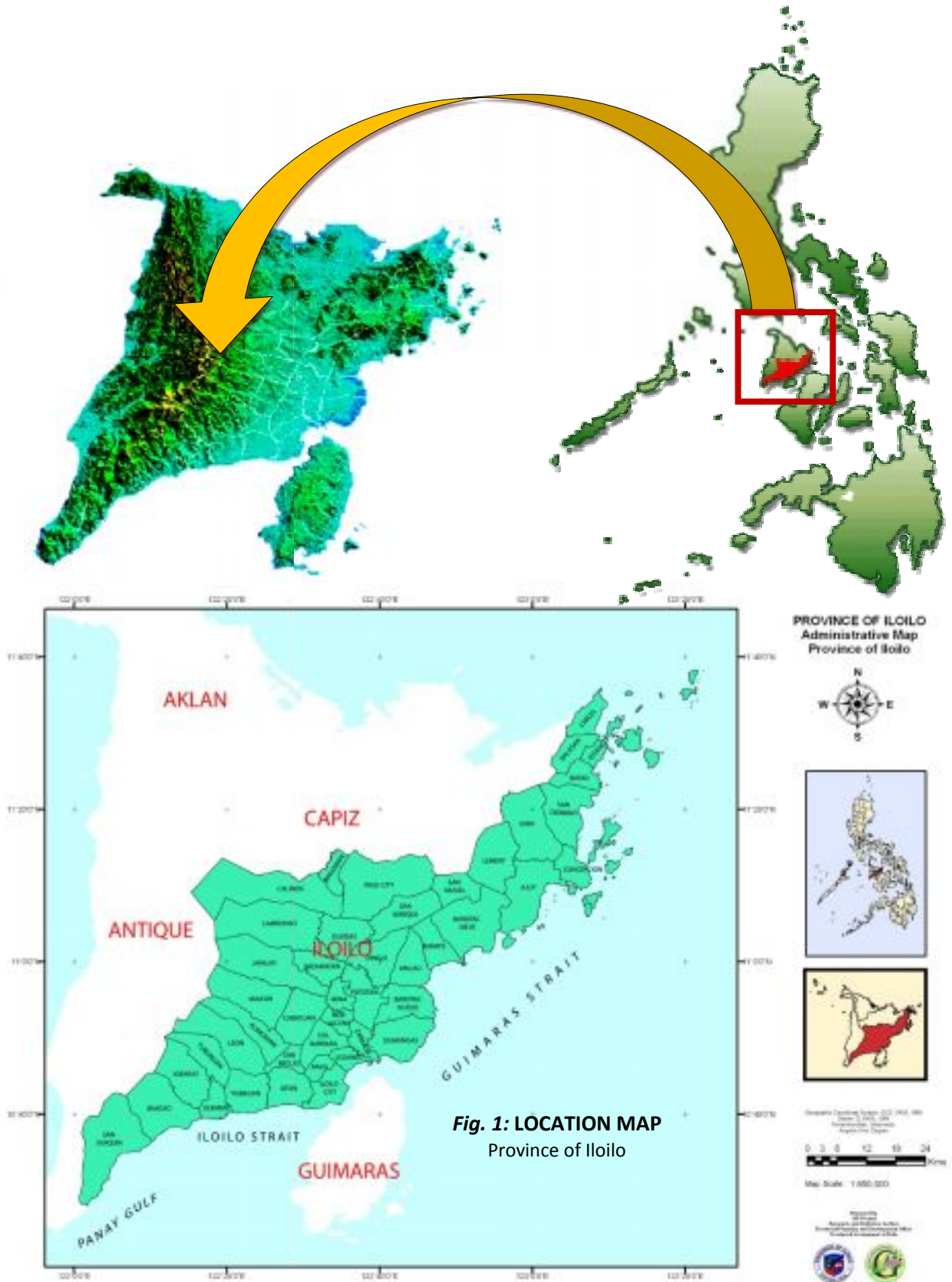
	Page No.
IV. SOCIAL SERVICES	
A. Education	61
B. Health Services	64
C. Social Welfare Services	70
D. Peace and Order	70
V. LOCAL DEVELOPMENT ADMINISTRATION	71
A. Legislators (House of Representatives)	71
B. Provincial Officials	71
C. Departments and Offices	74
D. Municipal Officials	76
E. Finance	78
GENERAL INFORMATION	81
FIGURES	
Fig. 1. Location Map	1
Fig. 2. Boundaries of the Province	2
Fig. 3. Land Use Status: 2008	3
Fig. 4. Congressional District	4
Fig. 5. Classification of Municipalities/Component City	5
Fig. 6. Municipalities by Income Class	6
Fig. 7. Household Population by Age Group & Sex: 2007 Census	9
Fig. 8. Population by Marital Status by Sex: 2007 Census, Province of Iloilo	10
Fig. 9. In the Labor Force by Sex by Quarter, 2010	12
Fig. 10. Employed by Sex by Quarter, 2010	12
Fig. 11. Family Income and Expenditure by Income Class: FIES 2009	13
Fig. 12. Rice Production (MT): 2010	14
Fig. 13. Corn Production (MT): 2010	14
Fig. 14. Forest Cover, Province of Iloilo: As of 2008	17
Fig. 15. Road Network	24
Fig. 16. Power Facilities (PANAY GRID) Western Visayas Area	34
Fig. 17. Tourist Arrival, 2010	49
Fig. 18. Government Owned Hospital & Inter-Local Health Zones	66
Fig. 19. Pre-School Children: 2010	68
Fig. 20. Schoolers: SY 2010-2011	68
Fig. 21. Family Planning by Method of Preference	69
TABLES	
Table 1. Household Population By Age Group and Sex, Province of Iloilo: 2007 Census of Population	9
Table 2. Household Population 10 Years Old & Over By Marital Status and Sex, Province of Iloilo: 2007 Census of Population	10
Table 3. Population Profile of Indigenous Peoples (IP's), Province of Iloilo: As of December 2009	11
Table 4. Employment Status of Age-Group 15 yrs. Old and Over by Quarter, Western Visayas: 2010	11
Table 5. Labor Force Participation Rate by Sex and by Quarter, (Western Visayas: 2010)	12
Table 6. No. of Families, Total Family Income & Total Family Expenditure by Income Class, Region VI: 2009	13
Table 7. Crop Production, Province of Iloilo: 2010	14
Table 8. Fish Production, Province of Iloilo: 2010	15
Table 9. Aquaculture Production and Harvested Area By Species, Province of Iloilo: 2010	15
Table 10. Total Number of Livestock & Poultry, Province of Iloilo: As of 2010	15
Table 11. NFA Utilized / Owned Warehouses, Province of Iloilo: 2010	16
Table 12. Other Existing NFA Post-Harvest Facilities, Province of Iloilo: 2010	16
Table 13. Animal Health and Extension Services, Province of Iloilo: 2010	16
Table 14. NMIS Region VI Accredited Meat Establishments, Province of Iloilo: 2009	17

	<u>Page No.</u>
Table 15. Classified Forest Land by City / Municipality, Province of Iloilo: CY 2010	18
Table 16. Timberland Production and Protection Forest, Province of Iloilo: As of July 2010	19
Table 17. Status of Solid Waste Management, Province of Iloilo: CY 2010	21
Table 18. Port Traffic Statistic: As of 2010	30
Table 19. Roll-On-Roll-Off Vessels: As of 2011	30
Table 20. Domestic Shipping Companies Registered Under IMRO: As of 2010	31
Table 21. Inventory of Power Plants: As of 2009	33
Table 22. NPC Operation Highlight (Panay Power Plant): As of July 25, 2011	35
Table 23. Energization Status : As of December 2010	35
Table 24. List of Telephone Exchanges: (Province of Iloilo: As of December 2010)	36
Table 25. CMTS Base Stations: As of 2010	37
Table 26. Major Irrigation Systems by Service Area, Province of Iloilo: CY 2010	38
Table 27. Potable Water Supply, Province of Iloilo: As of 2010	39
Table 28. No. of Services Billed & Consumption by Area Coverage: As of December 31, 2010	40
Table 29. Sugar and Sugarcane Production, Province of Iloilo: FY 2010	41
Table 30. Business Names Registered, Province of Iloilo: 2009	41
Table 31. Export Performance, Province of Iloilo: 2010	43
Table 32. Universal and Commercial Bank:As of 2011	43
Table 33. Thrift Banks:As of 2011	45
Table 34. Rural and Cooperative Banks: As of 2011	46
Table 35. Yearly Tourist Arrival, Province of Iloilo / Iloilo City: Jan – Dec 2010	49
Table 36. Performance Indicator, Division of Iloilo: SY 2010 – 2011	61
Table 37. Enrolment & No. of Teachers and Facilities in Public & Private Elementary & Secondary Schools, Division Of Iloilo: SY 2010-2011	61
Table 38. Enrolment & No. of Graduates in Public & Private Tertiary & Technical Education:(S.Y. 2010-2011)	63
Table 39.No. of Classes, Enrolment & Graduates in Non-Formal Education, Division of Iloilo: SY 2010-2011	64
Table 40. Health Manpower (Government Based), Province of Iloilo: 2010	67
Table 41. Nutritional Status of Pre-School and School Children, Province of Iloilo: 2010	67
Table 42. Family Planning by Method of Preference by Quarter, Province of Iloilo: 2010	69
Table 43. Total Crime Volume, Province of Iloilo: Jan.- Dec. 2010	70
Table 44. Total No. of Provincial Employees by Office: As of August 2011	75
Table 45. Statement of Income And Operation Expenses: December 31, 2011	78
Table 46. No. of Barangays, Land Area, Population and Distance from City By Municipality	81
Table 47. Schedule of Market Days and Town Fiestas By Municipalities	82

ACRONYMS

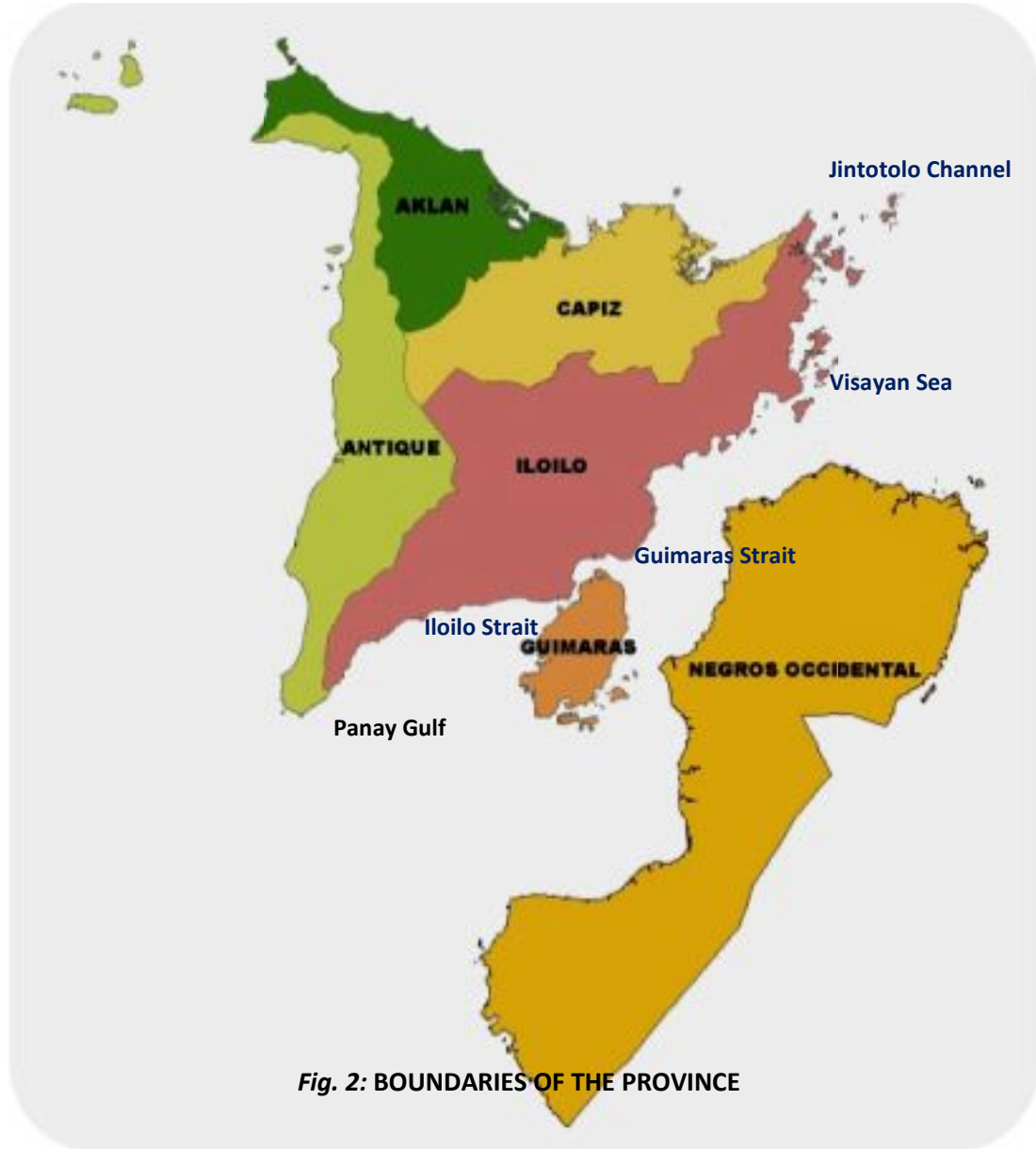
AHEP	-	Amlan Hydro Electric Plant
ANIHEAD ILHZ	-	(Alliance of Northern Iloilo for Health and Development) Inter Local Health Zone
ASEAN	-	Association of Southeast Asian Nations
ATC	-	Authority To Close
ATO	-	Air Transportation Office
BAPA	-	Barangay Power Association
BAS	-	Bureau of Agricultural Statistics
BBSR	-	Btac. Viejo, Banate and San Rafael
BFP	-	Bureau of Fire Protection
BLGF	-	Bureau of Local Government Finance
BOI	-	Board of Investment
BSP	-	Banko Sentral ng Pilipinas
BSPO	-	Barangay Service Point Officer
BuTel	-	Bureau of Telecommunication
CDPP	-	Cebu Diesel Power Plant
CHED	-	Commission on Higher Education
CMTS	-	Cellular Mobile Telephone Service
CIHZA	-	Central Iloilo Health Zone Alliance
CTPP	-	Cebu Thermal Power Plant
Cu. m.	-	Cubic Meter
CY	-	Calendar Year
DepEd	-	Department of Education
DMPA	-	Depot Medroxyprogesterone Acetate
DOF	-	Department of Finance
DOT	-	Department of Tourism
DOTC	-	Department of Transportation and Communication
DPWH	-	Department Of Public Works and Highways
DTI	-	Department of Trade and Industry
EAUC	-	East Asia Utility Co.
EDPP	-	Enervantage Diesel Power Plant
EMB	-	Environment Management Board
FIES	-	Family Income and Expenditure Survey
FOB	-	Freight on Board
FY	-	Fiscal Year
GAA	-	Government Appropriation Act
GRT	-	Gross Registered Tonnage
Ha	-	Hectare
HEPO	-	Health Education Promotion Officer
HRMDO	-	Human Resource Management and Development Office
ICTMD	-	Information and Communication Technology Management Division
IFPC	-	Iloilo Fishing Port Complex
ILECO	-	Iloilo Electric Cooperatives
ILHZ	-	Inter Local Health Zone
IMRO	-	Iloilo Maritime Regional Office
IPP	-	Independent Power Producers (non-NPC generating power plant)
IPPO	-	Iloilo Provincial Police Office
IRC	-	Iloilo Rehabilitation Center
ISC	-	Iloilo Sports Complex
IUD	-	Intra Uterine Device
Kg	-	Kilogram
Km	-	Kilometer
Kva	-	Kilovolt
Kwh	-	Kilowatt per hour
LFPR	-	Labor Force Participation Rate
LAM	-	Lactational Amenorrhea Method
LBGT	-	Land Base Gas Turbine
LEP-DENR	-	Land Evaluation Party-Department of Environment and Natural Resources
LGPP	-	Leyte Geothermal Power Plant
LHEP	-	Leyte Hydro Electric Plant
LM	-	Lineal Meter
LnB	-	Liga ng Barangay
LTO	-	Land Transportation Office

M	-	Meter
MAO	-	Municipal Agriculture's Office
MARINA	-	Maritime Industry Authority
MCRA	-	Married Couple of Reproductive Age
MHC	-	Municipal Health Center
MIWD	-	Metro Iloilo Water District
MPDO	-	Municipal Planning and Development Office
MRF	-	Material Recovery Facility
MT	-	Metric Ton
MW	-	Mega Watt
NFA	-	National Food Authority
NFP	-	Natural Family Planning
NFP-CM	-	Natural Family Planning – Cervical Mucus
NFP-BBT	-	Natural Family Planning – Body Basal Temperature
NFP-STM	-	Natural Family Planning – Sympto Thermal Method
NFP-SDM	-	Natural Family Planning – Standard Days Method
NFP-LAM	-	Natural Family Planning – Lactational Amenorrhea Method
NFP-BTL	-	Natural Family Planning – Bilateral Tubal Ligation
NGPP	-	Negros Geothermal Power Plant
NMIS	-	National Meat Inspection Service
NPC	-	National Power Corporation
NSCB	-	National Statistics Coordinating Board
NSO	-	National Statistics Office
NTC	-	National Telecommunication Commission
PAO	-	Provincial Agriculture's Office
PALS	-	Precision Approach Lighting System
PAPI	-	Precision Approach Path Indicator
PB	-	Power Barge
PCL	-	Provincial Councilors League
PDPP	-	Panay Diesel Power Plant
PDP	-	Poultry Dressing Plant
PECO	-	Panay Electric Company
PENRO	-	Provincial Environment and Natural Resources
PFDA	-	Philippine Fisheries Development Authority
PGDH	-	Provincial Government Department Head
PGPP	-	Palinpinon Geothermal Power Plant
PGR	-	Population Growth Rate
PHO	-	Provincial Health Office
Php	-	Philippine Peso
PPA	-	Philippine Ports Authority
PPDO	-	Provincial Planning and Development Office
PPSK	-	Pederasyong Panglalawigan ng Sangguniang Kabataan
PROCABIN	-	Provido Calinog Bingawan
PSWDO	-	Provincial Social Welfare and Development Office
PWIRP	-	Provincial Watershed Integrated Reforestation Project
RB	-	Rural Bank
RCAMPS	-	Ramon Tabiana District Hospital, Cabatuan, Maasin, Pavia and Sta. Barbara
RCDG	-	Reinforced Concrete Deck Grider
RIS	-	River Irrigation System
Sq.m.	-	Square Meter
SLH	-	Slaughterhouse
SP	-	Sangguniang Panlalawigan
SRA	-	Sugar Regulatory Administration
SY	-	School Year
TAC	-	Table and Chair
TESDA	-	Technical Education and Skills Development Authority
TEU	-	Twenty Equivalent Unit
TPC	-	Tapping Cycle Plant
TPH	-	Tons per Hour
TVET	-	TAFE-delivered Vocational Education and Training
V	-	Volts
WILHZA	-	Western Iloilo Local Health Zone Association



I. GENERAL FEATURES

A. GEOGRAPHY



The Province of Iloilo occupies the southern and the northeastern portion of Panay. It is bounded by the Province of Capiz and Jintotolo Channel in the north; Panay Gulf and Iloilo Strait in the south; Visayan Sea and Guimaras Strait in the east; and Province of Antique in the west.

a.1. Land Classification

As of December 2008

Iloilo province has a **total land area of 466,342 has. or 4,663 sq. km.**, classified into the following:

Alienable/Disposable Lands. 352,347 has.

- Agricultural..... 344,744.27 has.
- Fishpond.....5,707.58 has.
- Private Plantation..... 1,657.23 has.
- Others.....237.92 has.

Timberland 113,995.00 has.

- Upland..... 106,980.30 has.
- Mangrove..... 7,014.70 has.

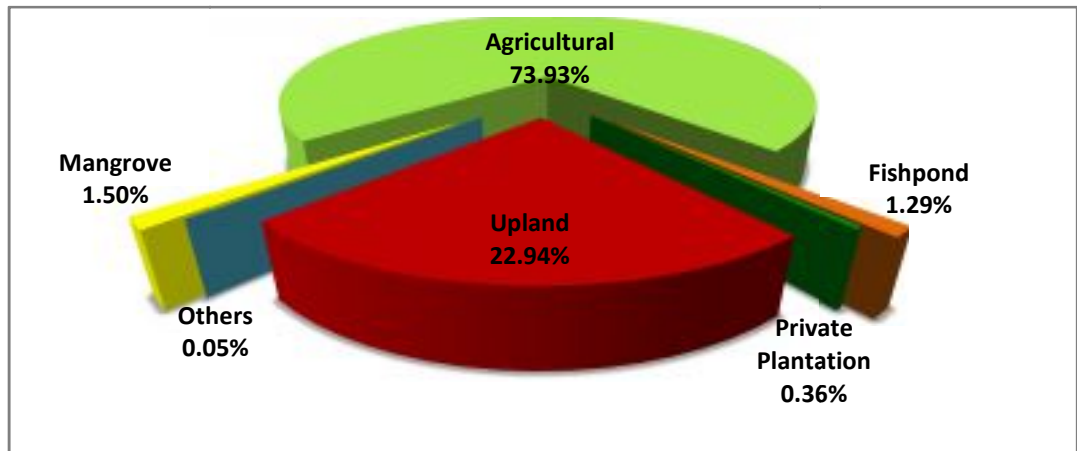
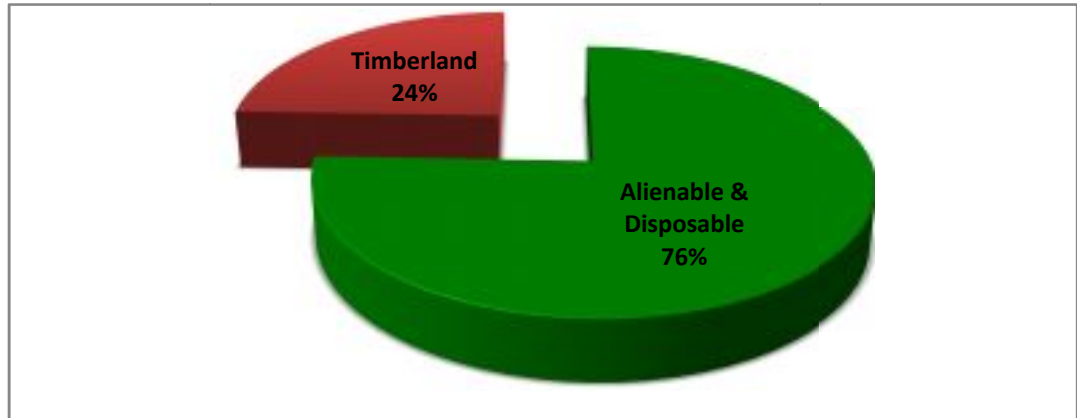


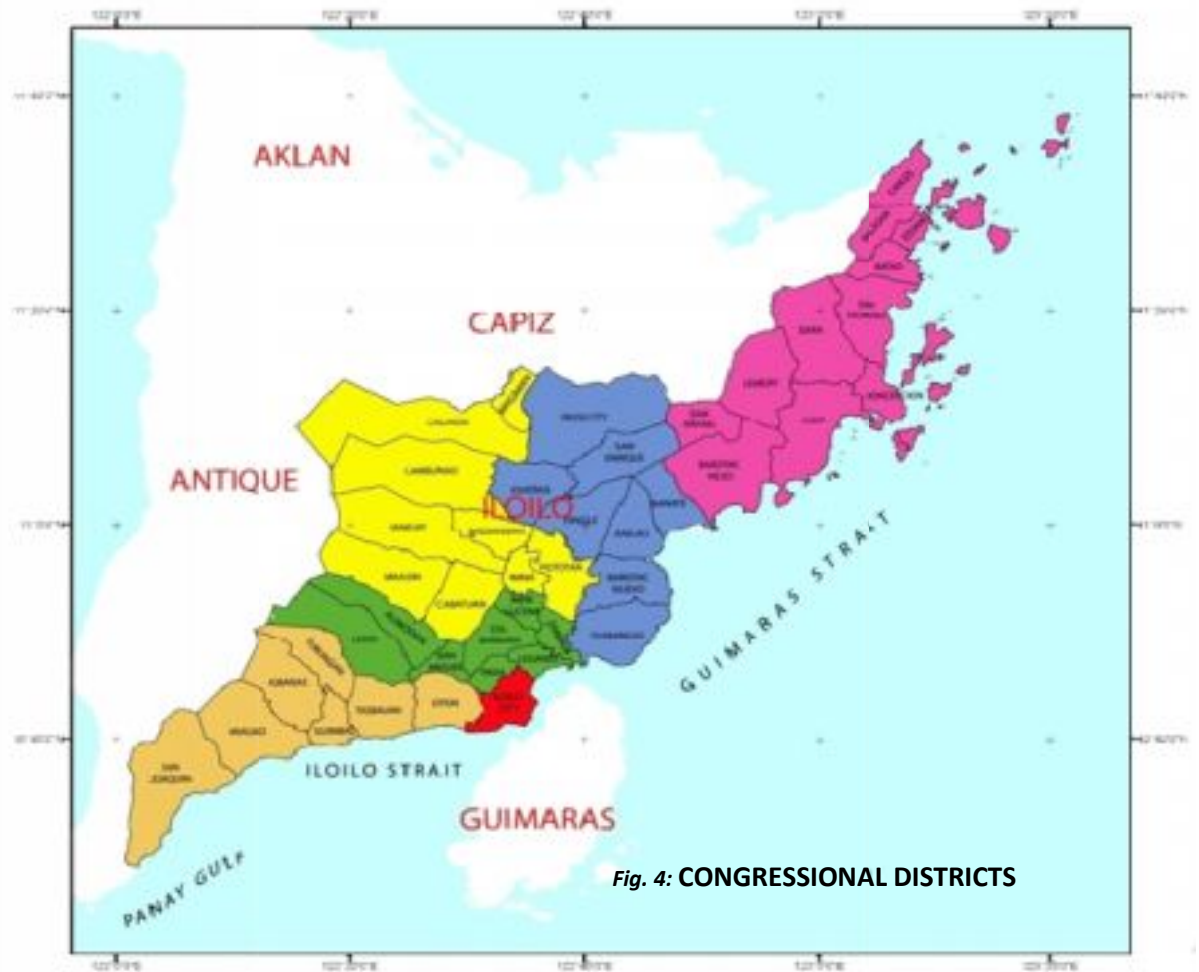
Fig. 3: LAND USE STATUS: 2008

Source: LEP-DENR, Region VI / PENRO

B. POLITICAL SUBDIVISION

The whole province of Iloilo is divided into 5 congressional districts, namely:

First District	Second District	Third District	Fourth District	Fifth District
Guimbal Igaras Miag-ao Oton San Joaquin Tigbauan Tubungan	Alimodian Leganes Leon New Lucena Pavia San Miguel Sta. Barbara Zarraga	Badianan Bingawan Cabatuan Calinog Janiuay Lambunao Maasin Mina Pototan	Anilao Banate Btac. Nuevo Dingle Dueñas Dumangas Passi City San Enrique	Ajuy Balasan Batad Btac. Viejo Carles Concepcion Estancia Lemery San Dionisio San Rafael Sara



b.1. Classification of Municipalities

Province of Iloilo: As per Department Order# 23-08, July 29, 2008; MC # 01-M (34-c-08), August 27, 2009

Municipality / Component City	Class
1. Ajuy	Second
2. Alimodian	Third
3. Anilao	Fourth
4. Badiangan	Fourth
5. Balasan	Fourth
6. Banate	Fourth
7. Btac. Nuevo	Second
8. Btac. Viejo	Third
9. Batad	Fifth
10. Bingawan	Fifth
11. Cabatuan	Second
12. Calinog	First
13. Carles	Second
14. Concepcion	Third
15. Dingle	Third
16. Dueñas	Fourth
17. Dumangas	First
18. Estancia	Second
19. Guimbal	Fourth
20. Igbaras	Third
21. Janiuay	First
22. Lambunao	First

Municipality / Component City	Class
23. Leganes	Fourth
24. Lemery	Fourth
25. Leon	Second
26. Maasin	Third
27. Miag-ao	First
28. Mina	Fifth
29. New Lucena	Fourth
30. Oton	First
31. Passi City*	Fourth Class City
32. Pavia	Second
33. Pototan	First
34. San Dionisio	Fourth
35. San Enrique	Third
36. San Joaquin	Second
37. San Miguel	Fourth
38. San Rafael	Fifth
39. Sta. Barbara	Second
40. Sara	Second
41. Tigbauan	Second
42. Tubungan	Fourth
43. Zarraga	Fourth

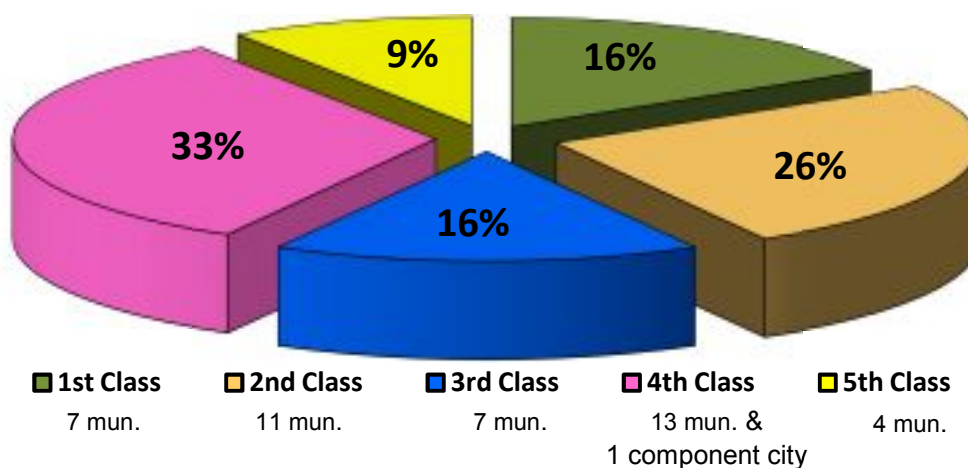


Fig. 5: CLASSIFICATION OF MUNICIPALITIES/ COMPONENT CITY

Source: BLGF, Department of Finance

C. TOPOGRAPHY

The topography of the Province of Iloilo varies from flat lands and rolling hills to mountain peaks and ranges. The mountain ranges lie along the border between Iloilo and the provinces of Antique and Capiz, and roll down into flat plains towards the coastal towns. Almost one-third of the entire province is considered flat.

D. CLIMATE RAINFALL(2009)

It is dry from December to June and wet from July to November along the southern-northern part of the province and portion of the central municipalities. There is no distinct wet and dry season in the Iloilo-Capiz border. The **annual rainfall is 2,036.20 mm.**

E. SOIL

There are **seventeen types of soil** found in the province. Generally, the soil is fertile and suitable to almost all types of agricultural crops. The loam type of soil is predominant and conducive to farming.

There are Classification of Soils based on Genetic and Morphological Characteristics:

a. Soil of the Swamps and Marshes

b. Soils of the Plains

- | | |
|---------------------|------------------------|
| 1. Sta Rita Clay | 4. Sta. Rita Clay Loam |
| 2. Bantog Clay Loam | 5. Sara Silt Loam |
| 3. Beach Sand | |

c. Soils of the Mountains

- | | |
|------------------------------------|------------------------------|
| 1. Barotac Clay Loam | 7. Faraon Clay |
| 2. Barotac Loam | 8. Alimodian Silt Loam |
| 3. Alimodian Clay Loam | 9. Alimodian Barotac Complex |
| 4. Alimodian Soil undifferentiated | 10. San Rafael Loam |
| 5. Umingan Fine Sandy Loam | 11. Sara Sandy Loam |
| 6. Barotac Loam Lowland Phase | 12. Hydrosol |

F. WATER SOURCES(as of 2010)

About **175 rivers and creeks** traverse the entire province and these are identified as possible sources of irrigation water. The **Jalaur river basin** records the **highest annual flow** and is considered as the **major source of irrigation water**. The province has potential underground water supply, which is mostly tapped for domestic use.

II. DEMOGRAPHY

A. POPULATION (2007 Census)

	Municipality	Total Population	Household Population			Number of Households	Average Household Size	PGR 2000-2007
			Male	Female	Both Sexes			
1	Ajuy	47,113	24,221	22,879	47,100	9,193	5.1	0.58
2	Alimodian	34,035	17,308	16,719	34,027	6,970	4.9	1.08
3	Anilao	23,465	12,021	11,441	23,462	4,700	5.0	0.79
4	Badiangan	24,504	12,439	12,065	24,504	5,163	4.8	1.36
5	Balasan	27,384	13,943	13,441	27,384	5,764	4.8	1
6	Banate	28,714	14,602	14,105	28,707	5,928	4.8	0.72
7	Barotac Nuevo	49,515	24,911	24,546	49,457	10,129	4.9	1.08
8	Barotac Viejo	39,326	20,214	18,988	39,202	8,137	4.8	1.1
9	Batad	18,298	9,393	8,902	18,295	3,747	4.9	1.01
10	Bingawan	12,259	6,439	5,820	12,259	2,650	4.6	0.45
11	Cabatuan	50,861	25,497	25,344	50,841	10,732	4.7	1.41
12	Calinog	51,018	26,059	24,958	51,017	10,211	5.0	0.71
13	Carles	57,673	30,274	27,378	57,652	11,535	5.0	1.07
14	Conception	36,881	19,331	17,544	36,875	7,464	4.9	1.03
15	Dingle	40,828	20,817	19,948	40,765	8,626	4.7	0.88
16	Dueñas	32,149	16,420	15,644	32,064	6,726	4.8	0.56
17	Dumangas	62,769	31,722	30,955	62,677	13,348	4.7	1.51
18	Estancia	39,479	20,015	19,465	39,479	7,989	4.9	1.34
19	Guimbal	29,724	14,864	14,833	29,697	6,351	4.7	0.97
20	Igbaras	29,417	15,226	14,186	29,412	6,115	4.8	0.74
21	Janiuay	57,878	29,469	28,417	57,878	11,411	5.1	0.92
22	Lambunao	63,300	32,224	31,033	63,257	12,555	5	0.49
23	Leganes	27,357	13,609	13,690	27,299	5,535	4.9	2.13
24	Lemery	25,017	12,990	12,025	25,015	5,346	4.7	0.84
25	Leon	45,647	23,475	22,159	45,634	9,041	5.1	0.59
26	Maasin	32,555	16,563	15,963	32,526	6,066	5.4	0.75
27	Miag-ao	60,498	30,590	29,548	60,138	11,927	5.0	0.8
28	Mina	19,809	10,031	9,776	19,807	4,015	4.9	1.25
29	New Lucena	21,318	10,760	10,543	21,303	4,239	5.0	1.24
30	Oton	77,621	38,766	38,800	77,566	16,120	4.8	2.40
31	Passi City	76,045	38,662	37,312	75,974	14,989	5.1	1.23
32	Pavia	39,275	19,496	19,728	39,224	8,386	4.7	2.50
33	Pototan	67,626	33,567	33,082	66,649	13,624	4.9	1.38
34	San Dionisio	32,171	16,638	15,486	32,124	6,577	4.9	1.59
35	San Enrique	30,006	15,416	14,573	29,989	6,125	4.9	0.64
36	San Joaquin	50,102	25,882	24,163	50,045	9,500	5.3	0.64
37	San Miguel	23,804	12,040	11,763	23,803	4,932	4.8	1.91
38	San Rafael	13,694	7,136	6,523	13,659	2,795	4.9	0.88
39	Santa Barbara	51,075	25,592	25,382	50,974	10,678	4.8	1.43
40	Sara	45,005	22,921	22,069	44,990	9,536	4.7	0.84
41	Tigbauan	54,574	27,592	26,957	54,549	11,300	4.8	1.09
42	Tubungan	20,631	10,422	10,207	20,629	4,214	4.9	1.14
43	Zarraga	21,458	10,620	10,700	21,320	4,480	4.8	2.26
	TOTAL	1,691,878	860,169	829,059	1,689,228	344,869	4.9	1.13

Total Population* (2007 Census) ----- **1,691,878**

Population Density (persons/sq.km) ----- **363**

Annual Population Growth Rate (2000-2007) ----- **1.13**

Note: * Iloilo Province only

Source: National Statistics Office

a.1. Poverty Statistics (Iloilo 2009)

- Annual Per Capita Poverty Threshold -----P 16,584
- Magnitude of Poor Families below Poverty Threshold ----- 90,009
- Magnitude of Poor Population below Poverty Threshold ----- 569,097
- Poverty Incidence of Families ----- 19.90%
- Poverty Incidence of Population ----- 26.80%

Source: Phil. Poverty Statistics, NSCB, Region VI

Table 1. Household Population by Age Group and Sex
Province of Iloilo: 2007 Census of Population

Age Group	Male	Female	Total
All Ages	860,169	829,059	1,689,228
Under 1	18,851	17,953	36,804
1 - 4	77,695	73,003	150,698
5 - 9	99,903	93,710	193,613
10 - 14	99,228	93,860	193,088
15 - 19	93,987	83,270	177,257
20 - 24	73,618	64,201	137,819
25 - 29	63,855	57,312	121,167
30 - 34	56,551	51,788	108,339
35 - 39	54,246	50,922	105,168
40 - 44	49,197	46,674	95,871
45 - 49	42,608	41,577	84,185
50 - 54	35,973	36,299	72,272
55 - 59	27,785	29,633	57,418
60 - 64	20,968	24,272	45,240
65 - 69	17,017	21,511	38,528
70 - 74	12,691	17,026	29,717
75 - 79	7,912	11,745	19,657
80 & Over	8,084	14,303	22,387

Source: National Statistics Office

Note: Excluding Iloilo City

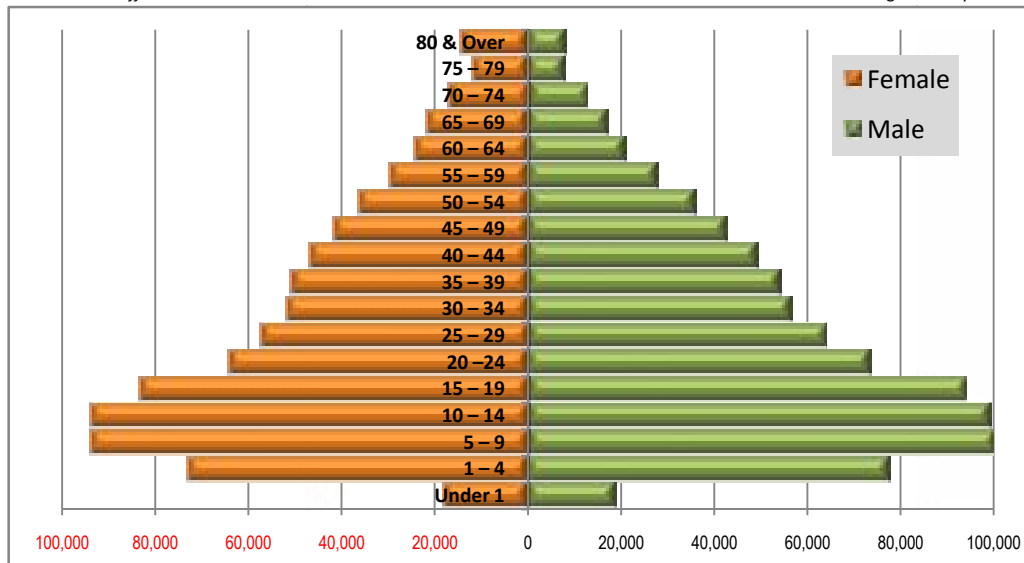


Fig. 7: HOUSEHOLD POPULATION BY AGE GROUP & SEX: 2007 Census

Table 2. Household Population 10 Years Old & Over By Marital Status and Sex
Province of Iloilo: 2007 Census of Population

Marital Status	Male	Female	Total
Total	663,720	644,393	1,308,113
Single	342,057	277,873	619,930
Married	290,610	295,854	586,464
Widowed	15,672	52,690	68,362
Divorced/Separated	2,883	4,719	7,602
Common Law/ Live-in	10,941	11,605	22,546
Unknown	1,557	1,652	3,209

Source: National Statistics Office, Region VI *Note: Excluding Iloilo City*

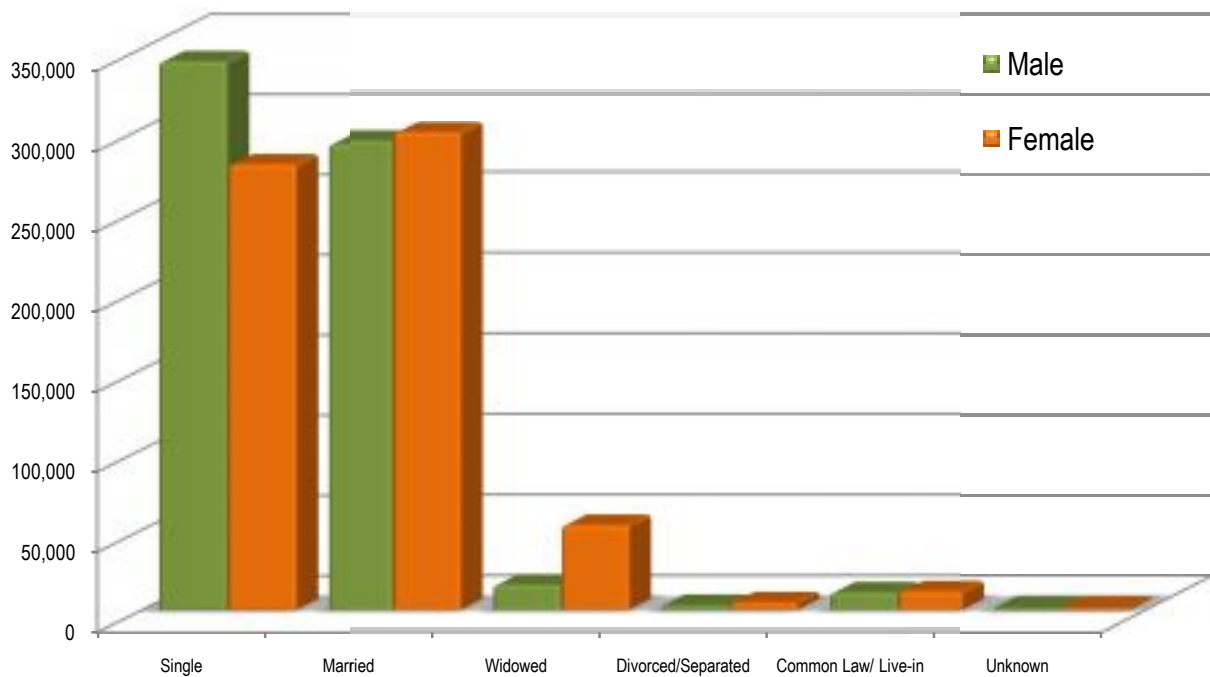


Fig 8: POPULATION BY MARITAL STATUS BY SEX: 2007 CENSUS, Province of Iloilo

Table 3. Population Profile of Indigenous Peoples (IP's)
Province of Iloilo: As of December 2009

Municipality	Population			Total No. of Household	Ethnic Group
	Male	Female	Total		
Alimodian	4,674	4,243	8,917	1,529	B
Anilao	-	-	359	68	A
Badiangan	-	-	-	40	-
Barotac Viejo	-	-	879	177	A
Cabatuan	-	-	31	17	A
Calinog	-	-	19,091	3,658	B
Dueñas	-	-	43	10	A
Dumangas	-	-	50	9	A
Guimbal	-	-	108	23	A
Janiuay	-	-	9,435	1,256	A/B
Lambunao	-	-	15,254	3,291	B
Leon	-	-	2,494	426	B
Maasin	-	-	4,914	809	B
New Lucena	-	-	59	9	A
Passi City	-	-	103	16	A
San Joaquin	-	-	15	3	A
San Miguel	-	-	17	3	A
San Rafael	-	-	74	16	A
Sta. Barbara	-	-	12	3	A
Tigbauan	-	-	69	12	A
Tubungan	-	-	2,903	467	B
TOTAL			64, 827	11,842	

NOTE: A = Ati; B= Panay Bukidnon

Source: National Commission on Indigenous People, Region VI

B. LABOR FORCE

Table 4. Employment Status of Age-Group 15 yrs. Old and over by Quarter
Western Visayas: 2010

Employment Status	January			April		
	Both Sexes	Male	Female	Both Sexes	Male	Female
Population 15 Yrs. Old & Over	4866	2455	2411	4967	2520	2447
In the Labor Force	3218	1931	1287	3197	1953	1245
Employed	3026	1800	1225	2888	1760	1128
Unemployed	193	131	62	309	192	117
Not in the Labor Force	1648	524	1124	1769	567	1202
Employment Status	July			October		
	Both Sexes	Male	Female	Both Sexes	Male	Female
Population 15 Yrs. Old & Over	4964	2494	2470	4974	2500	2474
In the Labor Force	3197	1937	1260	3190	1936	1254
Employed	2986	1797	1189	2994	1803	1191
Unemployed	211	139	72	196	133	63
Not in the Labor Force	1767	557	1210	1784	565	1219

Note: In thousands, details may not add up to totals due to rounding off

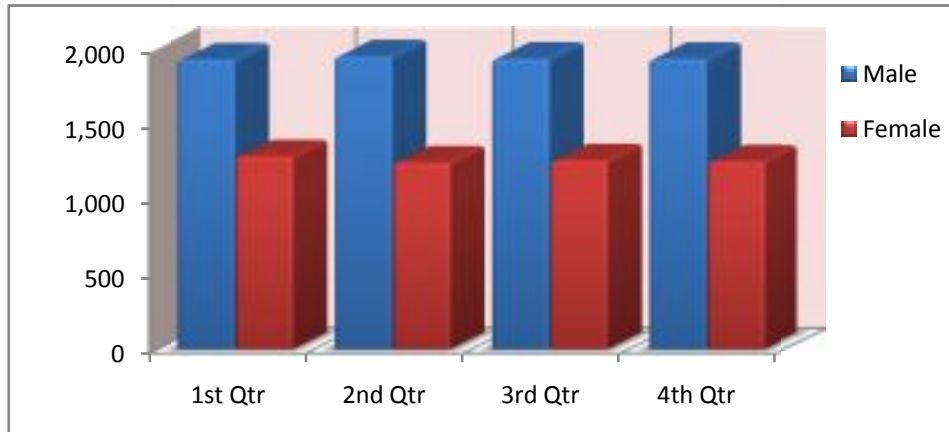


Fig. 9: IN THE LABOR FORCE BY SEX BY QUARTER, 2010

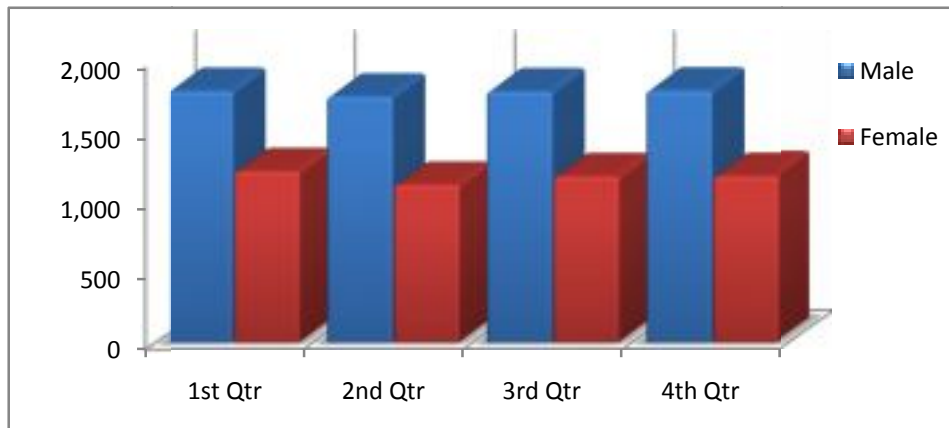


Fig. 10: EMPLOYED BY SEX BY QUARTER, 2010

Table 5. Labor Force Participation Rate by Sex and by Quarter

Western Visayas: 2010

	January			April		
	Both Sexes	Male	Female	Both Sexes	Male	Female
LFPR	66.13	78.66	53.38	64.36	77.50	50.88
Employment Rate	94.01	93.22	95.18	90.33	90.12	90.60
Unemployment	5.99	6.78	4.82	9.67	9.88	9.40
	July			October		
	Both Sexes	Male	Female	Both Sexes	Male	Female
LFPR	64.40	77.67	51.01	64.1	77.44	50.69
Employment Rate	93.40	92.82	94.30	93.9	93.13	94.98
Unemployment Rate	6.60	7.18	5.70	6.1	6.87	5.02

Note: Details may not add up to totals due to rounding.

Source: National Statistics Office

C. FAMILY INCOME

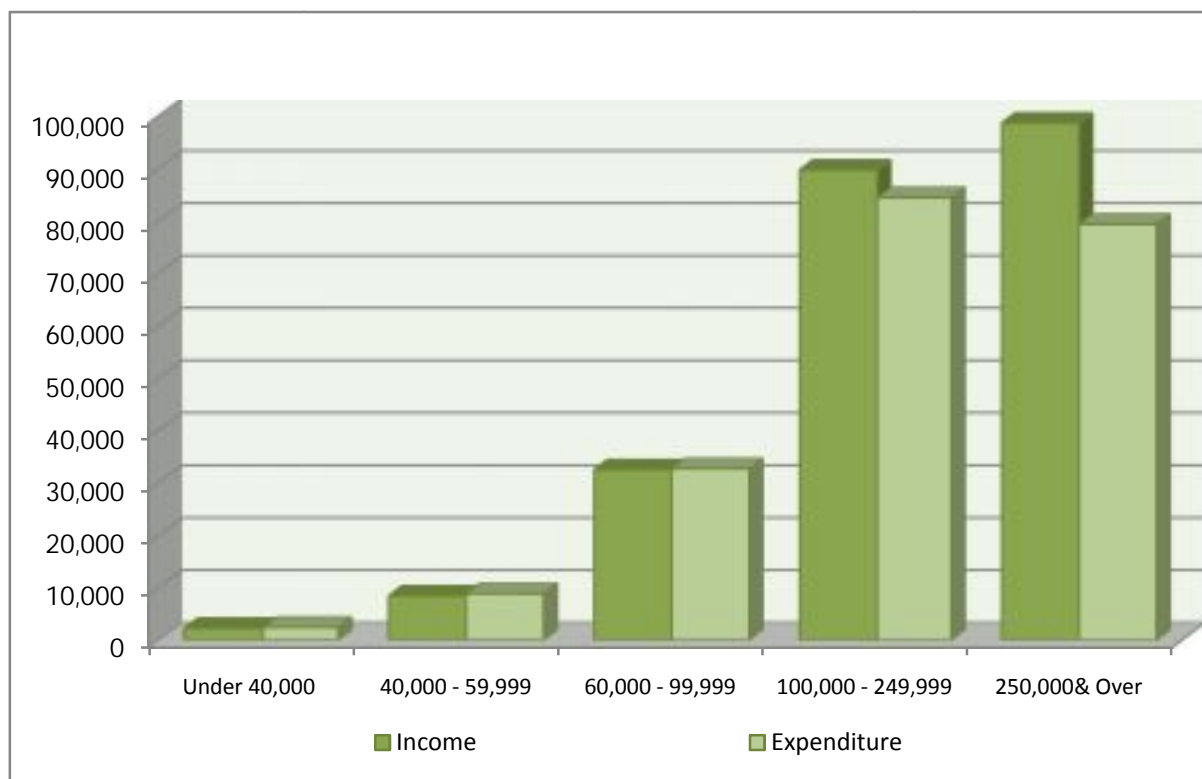
Table 6. Number of Families, Total Family Income and Total Family Expenditure by Income Class

Region VI: 2009

Income Class (Php)	Number of Families (in Thousand)	Total Income (in Millions)	Total Expenditure (in Millions)
REGION VI	1,452	231,473	207,669
Under 40,000	75	2,261	2,436
40,000 - 59,999	166	8,424	8,850
60,000 - 99,999	412	32,493	32,683
100,000 - 249,999	584	89,673	84,384
250,000 & Over	215	98,623	79,316

Source: National Statistics Office

Fig. 11: FAMILY INCOME AND FAMILY EXPENDITURE BY INCOME CLASS: FIES 2009



III. ECONOMIC SECTOR

A. AGRI-AQUA CULTURE

Table 7. Crop Production
Province of Iloilo: 2010

Crop	Area Planted (Ha.)	Area Harvested (Ha.)	Production (MT)	No. of Farmers
1. Rice		197,830.74	684,745.41	
a. Irrigated		81,359.91	314,369.17	114,579
b. Rainfed		116,470.83	370,376.24	
2. Corn				
a. Yellow	19,609.75	19,703.98	59,785.45	16,321
b. White	936.20	910.25	1,644.80	
3. Fruits				
a. Mango	860.51	757.56	6,837.48	3,962
b. Citrus	72.00	69.47	190.61	1,403
c. Banana	7,197.02	5,100.76	30,396.59	13,181
d. Pineapple	157.64	153.28	1,785.00	923
4. Fruit & Vegetables	8,909.04	4,352.25	17,572.54	12,655
5. Leafy Vegetables	1,605.57	1,564.91	3,337.80	4,887
6. Root Crops	748.94	562.76	1,055.69	456
7. Watermelon	366.40	241.00	2,688.50	396
8. Legumes				
a. Mungo	2,062.95	2,093.13	5,507.00	2,917
b. Peanut	510.81	404.33	523.16	1,151
c. Coffee	3,496.08	1,057.88	1,518.13	3,739

Source: Provincial Agriculturist's Office/ MAOs

Fig. 12: RICE PRODUCTION (MT): 2010



Fig.13: CORN PRODUCTION (MT): 2010



Table 8. Fish Production

Province of Iloilo: 2010

Classification	Total (MT)
A. Commercial	38,877.99
B. Municipal	67,760.93
Marine	63,021.73
Inland	4,739.20

Source: Bureau of Agricultural Statistics, Provincial Office

Table 9. Aquaculture Production and Harvested Area By Species

Province of Iloilo: 2010

Type of Culture	Production (MT)	Area Harvested (Ha.)
Brackishwater Fishpond		
a. Bangus	20,854.0922	30,784.0124
b. Sugpo	96.0473	120.9530
c. E. Prawn	16.4985	Natural Entry
d. Tilapia	32.7626	5.2610
Freshwater Fishpond		
a. Tilapia	247.3260	60.7725
b. Catfish	622.2447	69.4927
Oyster	903.9687	39.6455
Seaweeds	34.6435	4.6315

Source: Bureau of Agricultural Statistics, Provincial Office

Table 10. Total Number of Livestock & Poultry

Province of Iloilo: as of 2010

Livestock/ Poultry	NO. OF HEADS		Total
	Commercial	Backyard	
Carabao	95	94,998	95,093
Cattle	639	76,522	77,161
Hog/Swine	79,552	363,787	443,339
Goat	1,200	229,433	230,633
Duck	5,064	688,462	693,526
Chicken			
Broiler	1,530,980	16,783	1,547,763
Layer	570,172	-	570,172
Native	-	4,711,479	4,711,479

Source: Bureau of Agricultural Statistics, Provincial Office

Table 11. NFA Utilized / Owned Warehouses

Province of Iloilo: 2010

Name of Warehouse	Designed Capacity (in bag of 50 kg)	Effective Capacity (in bag of 50 kg)
KABSAKA Warehouse	500,000	374,850
Jaro Triplex	500,000	450,000
Pototan Grains Center II	100,000	100,000
Dumangas Grains Center	500,000	392,435
Dueñas JICA Warehouse	8,000	10,000
San Dionisio Warehouse	20,000	20,000
Total	1,628,000	1,347,285

Source: National Food Authority

Table 12. Other Existing NFA Post-Harvest Facilities

Province of Iloilo: 2010

Name of Warehouse	Designed Capacity	Effective Capacity	Status
RICEMILL			
Jaro Satake Ricemill, Jaro , Iloilo City	10 TPH	8.5 TPH	Owned
Dumangas Rice mill, Dumangas, Iloilo	5 TPH	4 TPH	Owned
Mist Polisher*	-	-	Owned
DRYER			
Shien Heung, Jaro, Iloilo City	0.6 TPH	0.6 TPH	Owned
Shien Kuang, Iloilo City	0.6 TPH	0.6 TPH	Owned
Flatbed, Iloilo City	40 bags/batch x 2 units	40 bags/batch x 2 units	Owned
Lister, Dumangas, Iloilo*	0.5 TPH	0.4TPH	Owned
Shien Heung, Dumangas, Iloilo	0.6 TPH	0.6 TPH	Owned
Flatbed, Dumangas, Iloilo	40 bags/batch x 2 units	40 bags/batch x 2 units	Owned
TRUCKSCALE			
Toledo, Jaro, Iloilo City	50 T	50 T	Owned

Note: * For repair

Source: National Food Authority, Region VI

B. VETERINARY

Table 13. Animal Health and Extension Services

Province of Iloilo: as of Dec. 2010

Services	No. of Heads			
	Carabao	Cattle	Swine	Goat/Sheep
Vaccinated	5,309	7,124	14,036	1,095
Dewormed	3,988	4,232	10,093	2,801
Diagnosed	2,043	1,711	10,936	1,998
Treated	1,679	1,190	5,948	1,290

Source: Provincial Veterinary Office

Table 14. NMIS Region VI Accredited Meat Establishment

Province of Iloilo: 2009

ESTABLISHMENT	ADDRESS	Contact Person	Telefax Number
Poultry Dressing Plant			
PP-PPD (Swift)	Hibao-an, Pavia, Iloilo	Mr. Paul Zalderrriaga	(003)321-36-42 c/o Swift
Mirandel PDP (Vitarich)	Jibao-an , Pavia, Iloilo	Atty. Desiderio Hayag	(033)320-53-23
Corden Agro Industries (SMFI)	Tungay, Sta. Barbara, Iloilo	Mr. Antonio Sibayan	(033) 523-51-02
Slaughterhouse			
Mlag-ao Abat	Miag-ao Iloilo	Municipal Mayor	315-8050
Passi City SLH	F. Palmares St. Pob. Ilaud, Passi City	Mayor Elyzer Chavez	(033)311-50-87
Meat processing			
Kelowna Food Corp.	Cagbang, Oton	Mr. Tony Go	(033) 335-08-83
E & S Food Products	Sto. Niño Subd., Oton, Iloilo	Ms. Susan Reyes	(033) 337-31-26

Source: Provincial Veterinary Office

C. NATURAL RESOURCES

1. Forest Cover

Province of Iloilo: 2008

Forest Cover38,422.26 has. (8% of Total Land Area)

Natural Forest..... 16,032.68 has.

- Residual Forest 5,225.00 has.
- Virgin Forest 7,016.00 has.
- Mossy Forest 3,790.00 has.

Established Plantation 22,389.58 has.




Fig. 14: FOREST COVER
Province of Iloilo:As of 2008

Note: The Forest Cover is equal to the Total Established Plantation and Natural Forest divided by the Total Land Area of the Province.

Source: PENRO, DENR Statistical Profile

Table 15. Classified Forest Land by City/ Municipality
Province of Iloilo, CY 2010

CITY/MUNICIPALITY	Total Land Area (ha)	Classified Forest Land (ha)	% Share of Total Forestland
Ajuy	19,346	3,947.37	3.46%
Alimodian	14,480	2,536.00	2.22%
Anilao	7,538	858.00	0.75%
Badiangan	7,750	0.00	0.00%
Balasan	4,100	1,002.80	0.88%
Banate	11,886	818.10	0.72%
Barotac Nuevo	9,449	99.15	0.09%
Barotac Viejo	14,230	5,306.95	4.66%
Batad	4,476	821.00	0.72%
Bingawan	8,500	0.00	0.00%
Cabatuan	8,248	0.00	0.00%
Calinog	23,280	14,954.25	13.12%
Carles	11,202	3,637.07	3.19%
Concepcion	9,702	1,459.60	1.28%
Dingle	7,750	1,646.46	1.44%
Dueñas	9,052	0.00	0.00%
Dumangas	11,677	3,964.00	3.48%
Estancia	3,197	315.20	0.28%
Guimbal	4,448	0.00	0.00%
Igbaras	15,243	5,584.00	4.90%
Janiuay	17,910	5,449.00	4.78%
Lambunao	24,692	8,545.50	7.50%
Leganes	3,216	0.00	0.00%
Lemery	11,990	4,385.55	3.85%
Leon	14,013	5,010.00	4.39%
Maasin	15,658	6,980.00	6.12%
Miagao	13,286	3,140.00	2.75%
Mina	4,335	0.00	0.00%
New Lucena	4,412	0.00	0.00%
Oton	8,456	0.00	0.00%
Passi City	25,068	3,314.00	2.91%
Pavia	3,502	0.00	0.00%
Pototan	9,131	0.00	0.00%
San Dionisio	12,677	4,778.79	4.19%
San Enrique	8,772	2,314.01	2.03%
San Joaquin	23,135	15,594.00	13.68%
San Miguel	2,134	0.00	0.00%
San Rafael	14,578	1,969.50	1.73%
Sara	18,300	3,150.00	2.76%
Sta. Barbara	7,748	0.00	0.00%
Tigbauan	6,062	0.00	0.00%
Tubungan	3,460	2,367.00	2.08%
Zarraga	8,253	47.70	0.04%
TOTAL	466,342	113,995.00	100.00%

Source: PENRO, Provincial Capitol

Table 16. Timberland, Production and Protection Forest
Province of Iloilo, As of July 2010

MUNICIPALITY	TOTAL TIMBERLAND	PRODUCTION FOREST			PROTECTION FOREST		
		TENURED	UNTENURED	TOTAL	TENURED	UNTENURED	TOTAL
CENRO ILOILO							
1. Alimodian	2,536		2,116.00	2,116.00		420.00	420.00
2. Cabatuan				-			-
3. Guimbal				-			-
4. Igbaras	5,584	233.78		233.78	280.98	5,069.24	5,350.22
5. Leganes				-			-
6. Leon	5,010	348.18	74.82	423.00		4,587.00	4,587.00
7. Maasin	6,980	3,415.92	(3,174.44)	241.48	3,415.92	3,322.60	6,738.52
8. Miag-ao	3,140	584.45	1,845.55	2,430.00		710.00	710.00
9. Oton				-			-
10. Pavia				-			-
11. San Joaquin	15,594	3,590.94	10,843.06	14,434.00		1,520.00	1,520.00
12. San Miguel				-			-
13. Sta. Barbara				-			-
14. Tigbauan				-			-
15. Tubungan	2,367	1,201.92	532.08	1,734.00	227.00	406.00	633.00
16. Iloilo City	88		88.00	88.00			-
Sub-Total	41,299.00	9,375.18	11,965.08	21,340.26	3,923.90	16,034.84	19,958.74
CENRO BTAC.NUEVO							
1. Anilao	858	661.67	196.33	858.00			-
2. Btac. Nuevo	99.15	21.36	-	21.36	77.79		77.79
3. Bingawan			-	-			-
4. Badiangan			-	-			-
5. Calinog	14,954.25	3260.82	795.83	4,056.65	9,227.60	1,670.00	10,897.60
6. Dingle	1,646.46	637.30	289.53	926.83	719.63		719.63
7. Dueñas				-			-
8. Dumangas	3,964.00	3,954.00		3,954.00	10.00		10.00
9. Janiuay	5,449.00	1,605.42	1,923.59	3,529.01		1,919.99	1,919.99
10. Lambunao	8,545.50	5,948.31	191.64	6,139.95		2,405.55	2,405.55
11. Mina				-			-
12. New Lucena				-			-
13. Passi City	3,314.00	1,311.57	1,917.93	3,229.50	30.50		30.50
14. Pototan				-			-
15. San Enrique	2,314.01	1,378.49	800.82	2,179.31	134.70		134.70
16. Zarraga	47.7	28.30	19.40	47.70			-
Sub-Total	41,192.07	18,807.24	6,189.07	24,996.31	10,200.22	5,995.54	16,195.76
CENRO SARA							
1. Ajuy	3,947.37	1,584.58	2,255.79	3,840.37	107.00		107.00
2. Banate	818.10	106.92	711.18	818.10			-
3. Batad	821.00	477.21	343.79	821.00			-
4. Balasan	1,002.80	87.07	915.73	1,002.80			-
5. Btac. Viejo	5,306.95	2,527.01	2,779.94	5,306.95			-
6. Carles	3,637.07	1,082.41	1,554.66	2,637.07			-
7. Conception	1,459.60	403.02	1,056.58	1,459.60			-
8. Estancia	315.20		315.20	315.20			-
9. Lemery	4,385.55	1,625.80	2,759.75	4,385.55			-
10. San Dionisio	4,778.79	1,285.05	3,493.75	4,778.80			-
11. San Rafael	1,969.50	427.00	1,542.50	1,969.50			-
12. Sara	3,150.00	2,466.98	631.02	3,098.00	52.00		52.00
Sub-Total	31,591.93	12,073.04	19,359.89	31,432.93	159.00		159.00
GRAND TOTAL	114,083.00	40,255.46	37,514.04	77,769.50	14,283.12	22,030.38	36,313.50

Source: PENRO (LEP Data, ENR Statistical Data, Iloilo Province)

2. Watershed Areas

Province of Iloilo: 2010

Southern Iloilo Watersheds	Coverage
1. San Joaquin Watersheds	Cataan River, Tiolas-Nagsipit River, Siwaragan-Santolan River, Guibuangan-Bayunan River, Sinogbuan River: San Joaquin
2. Miag-ao Watersheds	Uyongan River, Bakawan River, Tumagbok River, Naulid River, Sn Rafael River: Miagao
3. Guimbal Watershed	a. Tanian River : Igbaras, Tubungan, Guimbal b. Jarao River: Tubungan, Guimbal c. Guimbal River d. Bulwagan River
4. Tigum-Aganan Watershed	a. Tigum River : Maasin, Cabatuan, Sta Barbara and Pavia b. Aganan River : Leon, Alimodian, San Miguel and Pavia c. Jaro River : Pavia and Iloilo City
5. Sibalom-Baguingin Watershed	a. Sibalom River : Tubungan, Leon, Tigbauan b. Baguingin River : Leon, Tigbauan
6. Alibunan Watershed	Calinog
7. Ulian Watershed	Lambunao, Duenas, Dingle
8. Magapa-Suage Watershed:	a. Magapa River : Janiuay, Badiangan b. Suage River : Janiuay, Maasin, New Lucena, Mina. Pototan
9. Janipa-an, Jelicum Watershed	a. Jelicum River : Cabatuan, Mina, New Lucena b. Janipaan River : Zarraga, Leganes
Northern Iloilo Watersheds	Coverage
10. Jalaud Watershed	Barotac Nuevo, Dumangas
11. Tabun-ak Watershed	Anilao, Dingle, San Enrique
12. Asisig-Lamunan Watershed	a. Asisig River: San Rafael, San Enrique, Dumarao b. Lamunan River: Passi City, Bingawan
13. Sigangaw Watershed	Mina, Pototan, Zarraga
14. Abangay - Maniniw Watershed	a. Abangay River : Lambunao, Badiangan, Pototan b. Maniniw River: Duenas Dingle
15. Assue-Serruco-Lanjagan Watershed	a. Assue River & Serruco River: Sara, San Dionisio, Concepcion b. Lanjagan River: Ajuy
16. Barotac Viejo Watershed	Lemery, San Rafael, Ajuy, Btac. Viejo
17. Alacaygan Watershed	Banate and Barotac Viejo
18. Sibajao-Balantian-Binon-an Watershed	Batad and Balasan
19. Estancia Cluster Watershed	Estancia
20. Carles Cluster	Carles
21. Concepcion Island Watershed	Concepcion
22. Anilao Dangula-an Watershed	Anilao

Source: PENRO, Provincial Capitol

3. Solid Waste Management

Table 17. Status of Solid Waste Management
Province of Iloilo, CY 2010

	Name of Municipality	Waste Segregation at Source	MRF (Material Recovery Facility)	Type of Garbage Disposal	Safe Closure Plan	Plans for a Sanitary Landfill	Existence of Ordinance regulating SWMP implementation
1	Ajuy	No	Yes	Controlled Dumping	Yes	No	Anti-littering Ordinance
2	Alimodian	Yes	Yes	Controlled Dumping	Yes	Yes	Alimodian Sanitation Code
3	Anialo	Yes	Yes	Controlled Dumping	Yes	Yes	Anti-littering and Anti-Dumping Ordinance
4	Badiangan	No	No	Open Dumping	No	No	Clean and Green Program
5	Balasan	Yes	No	Open Dumping	No	No	Anti-littering Ordinance
6	Banate	Yes	Yes	Open Dumping	No	No	Anti-littering Ordinance
7	Barotac Nuevo	Yes	Yes	Open Dumping	Yes	Yes	Anti-littering Ordinance
8	Barotac Viejo	Yes	Yes	Controlled Dumping	Yes	No	Anti-littering Ordinance
9	Batad	Yes	No	Controlled Dumping	Yes	No	Anti-littering Ordinance
10	Bingawan	Yes	Yes	Open Dumping	Yes	No	Anti-littering and Anti-Dumping Ordinance
11	Cabatuan	Yes	Yes	Controlled Dumping	No	Yes	Anti-littering and Anti-Dumping Ordinance
12	Calinog	Yes	Yes	Controlled Dumping	Yes	Yes	Anti-littering Ordinance
13	Carles	Yes	Yes	Controlled Dumping	No	No	Anti-littering Ordinance
14	Concepcion	Yes	Yes	Controlled Dumping	No	No	Comprehensive and Integrated SWM
15	Dingle	Yes	No	Controlled Dumping	Yes	No	Comprehensive and Integrated SWM
16	Dueñas	No	Yes	Controlled Dumping	Yes	No	Anti-littering Ordinance
17	Dumangas	Yes	Yes	Open Dumping	Yes	Yes	Anti-littering Ordinance
18	Estancia	No	No	Open Dumping	Yes	No	Comprehensive and Integrated SWM
19	Guimbal	Yes	Yes	Controlled Dumping	Yes	Yes	SWM 10-year Plan
20	Igbaras	Yes	Yes	Open Dumping	Yes	No	SWMP Ordinance
21	Janiuay	Yes	Yes	Controlled Dumping	Yes	Yes	Comprehensive and Integrated SWM
22	Lambunao	No	Yes	Open Dumping	Yes	No	Environmental Code for RA 9003
23	Leganes	No	Yes	Open Dumping	Yes	No	Anti-littering and Anti-Dumping Ordinance
24	Lemery	Yes	No	Open Dumping	Yes	No	Anti-littering Ordinance
25	Leon	No	Yes	Open Dumping	Yes	No	Anti-littering and Anti-Dumping Ordinance
26	Maasin	Yes	Yes	Open Dumping	Yes	Yes	No segregation, No collection Ordinance
27	Miagao	Yes	Yes	Controlled Dumping	Yes	No	SWMP Ordinance

Name of Municipality		Waste Segregation at Source	MRF (Material Recovery Facility)	Type of Garbage Disposal	Safe Closure Plan	Plans for a Sanitary Landfill	Existence of Ordinance regulating SWMP implementation
28	Mina	Yes	Yes	Controlled Dumping	No	Yes	Comprehensive and Integrated SWM
29	New Lucena	Yes	Yes	Controlled Dumping	Yes	Yes	Anti-littering Ordinance and Waste Segregation
30	Oton	Yes	Yes	Controlled Dumping	No	No	Anti-littering and Anti-Dumping Ordinance
31	Passi City	Yes	Yes	Controlled Dumping	Yes	Yes	Environmental Code for RA 9003
32	Pavia	Yes	Yes	Open Dumping	Yes	Yes	Clean and Green Program
33	Pototan	No	Yes	Open Dumping	Yes	Yes	Anti-littering Ordinance
34	San Dionisio	Yes	Yes	Open Dumping	No	No	Anti-littering Ordinance
35	San Enrique	Yes	Yes	Open Dumping	No	No	Regulating Garbage and Animal Waste Disposal
36	San Joaquin	Yes	Yes	Open Dumping	No	No	RA 9003 Ordinance
37	San Miguel	Yes	Yes	Controlled Dumping	Yes	Yes	Environmental Code
38	San Rafael	Yes	Yes	Open Dumping	No	No	Anti-littering and Anti-Dumping Ordinance
39	Santa Barbara	Yes	Yes	Controlled Dumping	Yes	Yes	Anti-littering and Anti-Dumping Ordinance
40	Sara	Yes	Yes	Open Dumping	No	No	Anti-littering Ordinance
41	Tigbauan	Yes	Yes	Controlled Dumping	Yes	No	Anti-littering Ordinance
42	Tubungan	Yes	Yes	Controlled Dumping	Yes	No	Anti-littering and Anti-Dumping Ordinance
43	Zarraga	Yes	Yes	Open Dumping	Yes	No	Anti-littering and Anti-Dumping Ordinance

4. Mineral Resources

Province of Iloilo: as of 2010

Metallic ✓ Copper ✓ Gold ✓ Iron ✓ Manganese	-Ajuy, Concepcion, Barotac Viejo, Dingle, Balasan -Ajuy, Concepcion, Barotac Viejo, Dingle, Balasan, Lemery, Janiuay, Carles -Concepcion -Anilao, Sara, San Dionisio, San Joaquin
Non Metallic ✓ Clay(White) ✓ Clay (Black) ✓ Clay(Red Burning) ✓ Guano / Phosphate ✓ Limestone	-Carles, Concepcion, San Dionisio, Batad -San Dionisio, Lemery, Balasan, Alimodian, Pavia -Ajuy, Leon, Oton, Sta. Barbara, San Miguel, Pototan, Tigbauan, Cabatuan, -Carles, Dingle, Passi, Igaras -Dingle, Passi, Carles, Dumangas, Passi

Source: Mines and Geosciences Bureau

D. INFRASTRUCTURE AND FACILITIES

1. Transportation

a. Land

a.1 Roads(Province of Iloilo)

ROAD TYPE	CONCRETE	ASPHALT	GRAVEL	EARTH	TOTAL (km)
NATIONAL (2010)	416.947	281.294	143.134	0.231	841.606
PROVINCIAL (JUNE 2010)	76.982	10.705	575.742	-	663.429
MUNICIPAL (2008)	207.077	29.554	59.462	6.026	302.119
BARANGAY (2008)	63.794	6.050	2,265.258	916.823	3,251.925
TOTAL	764.800	327.603	3,043.596	923.080	5,059.079

Source: DPWH, Region 6 & Prov'l. Engineer's Office, MPDO

a.2 Bridges (Province of Iloilo)

BRIDGE TYPE	CONCRETE (RCDG)	BAILEY	TIMBER	STEEL DECK	OTHERS (RC PIPE)	TOTAL (lm)
NATIONAL (2010)	5,356.83	-	-	2,225.42	-	7,582.25
PROVINCIAL (JUNE 2010)	927.810	182.00	-	510.00	-	1,619.810
MUNICIPAL (2008)	694.49	-	19.86	97.93	-	812.28
BARANGAY (2008)	917.12	76.00	189.76	713.827	11.00	1,907.707
TOTAL	7,896.25	258.00	209.62	3,547.177	11.000	11,922.047

Source: DPWH, Region 6 & Prov'l. Engineer's Office, MPDO

a.3 Total Registered Motor Vehicles (CY 2010)

Private	84,936
For Hire	17,108
Government	<u>1,012</u>
Total	103,056

a.4 Number Of Licenses And Permits Issued (CY 2010)

	MALE	FEMALE	TOTAL
Professional Licenses	36,107	3,480	39,587
Non-Professional Licenses	8,919	5,483	14,402
Conductor's Permit	262	-	262
Student Permit	<u>22,045</u>	<u>4,922</u>	<u>26,967</u>
TOTAL	67,333	13,885	81,218

Source: Land Transportation Office

PROVINCE OF ILOILO
Administrative Map
Province of Iloilo



Legend

ROAD

CLASSIFICATION

National Roads

Provincial Roads

Municipal Streets

Prepared by: **DR. JESSIE M. DELA CRUZ, Ph.D.**
 Assistant Professor
 Department of Geography
 University of Iloilo



Map Scale: 1:500,000

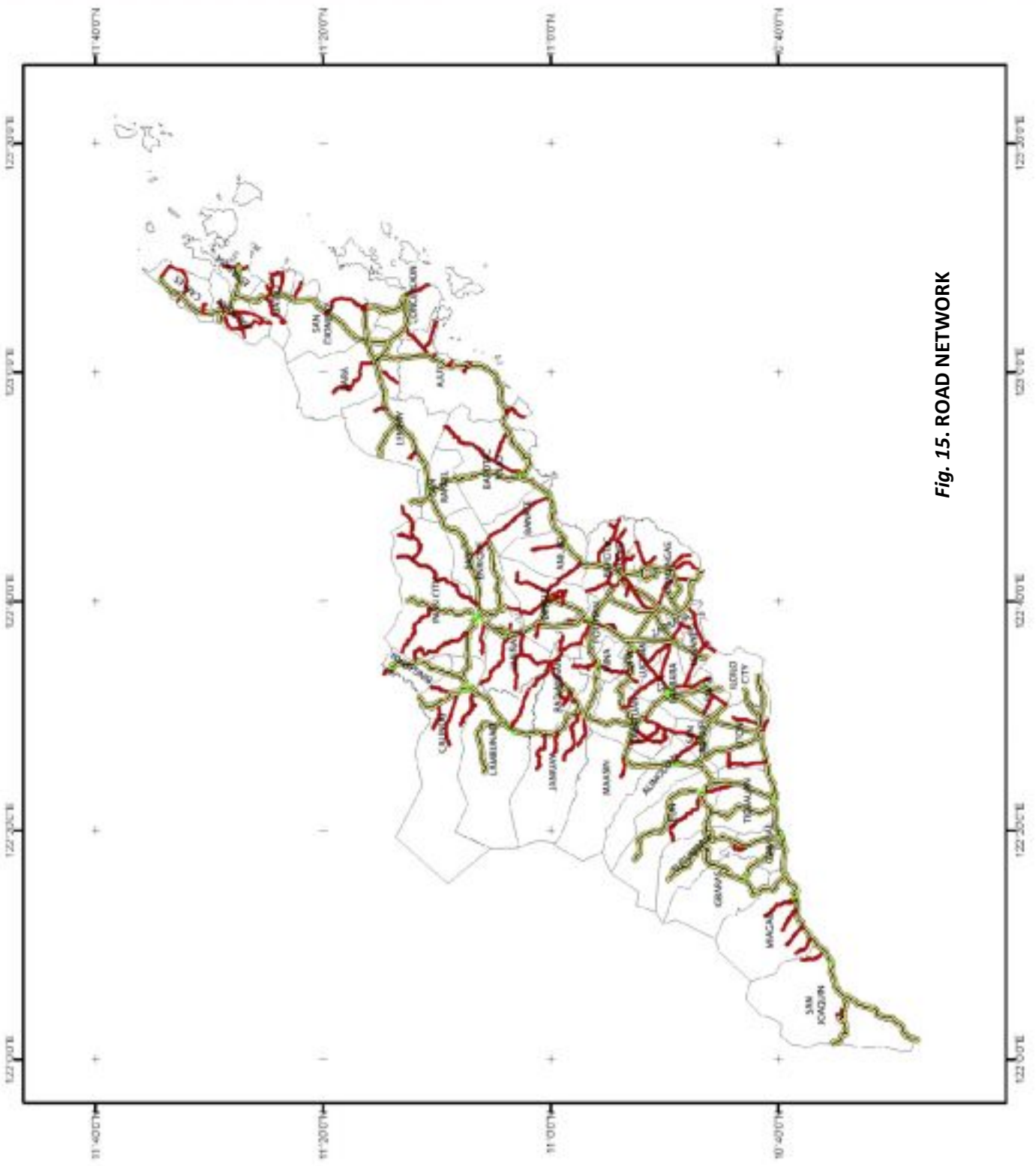


Fig. 15. ROAD NETWORK

b. Air

b.1 The New Iloilo Airport

The **New Iloilo Airport** is located at Brgy. Duyanduyan, Cabatuan, Iloilo with 2,500 m. x 45 m. runway and a new terminal building with state-of-the-art computerized facilities to accommodate flights from the North and South of the country. Stands as one of the busiest airports outside Manila, the new airport of international standard is built on a wider and panoramic location to cater the increasing influx of passengers visiting Iloilo.

The province's airport is one of the major airports of the country and serves as a jump off point to different provinces in Panay accommodating daily flights from Manila and Cebu. The New Iloilo Airport Terminal could now accommodate more passengers and cargoes. The 2,500 m. stretch of runway was overlaid with asphalt to accommodate heavier aircrafts with an adjacent runway strip of 2,620 m. The New Iloilo Airport was inaugurated and started operation last June 13, 2007.

New Iloilo Airport Facilities and Operating Status (CY 2010)

A. Classification

Iloilo Airport is classified as Principal Class 1 airport by the Civil Aviation Authority of the Philippines.

B. Existing Facilities

a. Land area Utilization

The airport seats in a 188 ha. land bounded by municipality of Cabatuan and Sta. Barbara.

b. Nav aids/Communication Equipment Air Navigation System

ILS	1	unit
Glide slope	1	unit
DVOR/DME	1	unit
Doppler VHF Omni Directional Range	1	unit

c. Runway Lighting Facilities

Airfield Lighting System

PALS <i>Precision Approach Lighting System</i>	30	rows
SALS <i>Simple Approach Lighting System</i>	14	rows
PAPI <i>Precision Approach Path Indicator</i>	2	units
Runway Edge Lights		
Runway Threshold and Wing Bars Lights		

d. Power Generating Back- up

Generator (Mitsubishi)	4 units
Capacity	500 KVA
Design Load	1500 KVA

e. Water System

Iloilo Airport has a Cestern Tank with a 16 cu. m. capacity located at the Bypass road center island and two receiving tank located at the Central Mechanical Building with a 180 cu. m. capacity.

f. Fire Crash and Rescue Capability

Fire Trucks

Class 3 fire fighting vehicle (Morita)	2 units
Usable water capacity	10,000 liters
Class 1 fire fighting vehicle (Morita)	1 unit
Usable water capacity	5,000 liters

Fire Water Storage Tank 1 unit 50 cu.m. capacity

C. Air Flight Frequencies

CEBU PACIFIC AIR

MNL-ILO		AIRBUS		ILO-MNL	
5J 451	DAILY	AIRBUS	04:45 H	5J 452	06:20 H
5J 449	T-TH-SAT-SUN	AIRBUS	07:30 H	5J 450	09:05 H
5J 453	DAILY	AIRBUS	08:50 H	5J 454	10:25 H
5J 455	DAILY	AIRBUS	14:00 H	5J 456	15:35 H
5J 457	DAILY	AIRBUS	15:30 H	5J 458	17:35 H
5J 459	DAILY	AIRBUS	18:20 H	5J 460	19:55 H
ILO-DVO		AIRBUS		DVO-ILO	
5J 348	M/T/TH/F/SAT/SUN	AIRBUS	6:30H	5J 347	8:05H
ILO-CEB		ATR		CEB - ILO	
5J 162	DAILY	08:00 H		5J 161	09:05 H
5J 166	DAILY	14:30 H		5J 165	15:35 H
5J 170	DAILY	T/TH/SUN-18:40		5J 171	19:45 H

AIR PHILIPPINES

MNL-ILO		ILO-MNL	
2P 991	DAILY	16:35 H	2P 990 13:20 H
			2P 992 17:05 H
CEB-ILO		ILO-CEB	
2P 20	DAILY	12:50 H	2P
DVO VIA CEB-ILO		ILO-DVO VIA CEB	
2P	DAILY		2P
GENSAN VIA CEB-ILO		ILO-GENSAN VIA CEB	
2P	T/THU/SUN		2P

PHILIPPINE AIRLINES

ILO-MNL			MNL-ILO		
PR 140	DAILY	6:55 AM	PR 139	DAILY	5:00 AM
PR 142	DAILY	10:45 AM	PR 141	DAILY	8:50 AM
PR 144	DAILY	2:05 PM	PR 143	DAILY	12:05 PM
PR 146	DAILY	6:15 PM	PR 145	DAILY	4:20 PM
PR 148	DAILY	8:30 PM	PR 147	DAILY	6:35 PM

Source: Civil Aviation Authority of the Philippines

b.2 ATO Services Handled

As of CY 2010

b.2.1) Air Traffic Handled

PAL Flights	3,058
Air Phil.	2,896
Cebu Pacific	7,334
Zest Air	697
Light Planes	1,744
Military	171

b.2.2) Passengers Handled

Incoming		Outgoing	
PAL	187,965	PAL	186,931
Air Phil	101,447	Air Phil	114,630
Cebu Pacific	453,803	Cebu Pacific	453,702
Zest Air	37,785	Zest Air	33,732

b.2.3) Volume of Cargoes (in kg.) Handled

Incoming		Outgoing	
PAL	1,798,928	PAL	1,337,478
Air Phil	527,931	Air Phil	601,947
Cebu Pacific	4,510,325	Cebu Pacific	2,430,830
Zest Air	612,610	Zest Air	68

c. Sea**c.1 Ports, Piers & Wharves**

c.1.1) Iloilo Port is the third largest port in the country after Manila and Cebu. The Iloilo River Wharf has a total berth length of 1,700 m. while the old foreign pier has 345 m. quay converted to domestic terminal. The Iloilo Commercial Port Complex, with 400 m. quay, caters to foreign vessels and domestic containerized vessels.

The Port of Iloilo is divided into three, namely:

- 1. The Iloilo River Wharf** - it has a total length of 1,700 m. winding through the heart of the city.
- 2. Old Foreign Pier** - consists of 345 m. quay and converted into domestic passengers' terminal.
- 3. Iloilo Commercial Port Complex** - consists of 400 m. quay and caters to foreign vessels as well as domestic containerized vessels.

Dredging	490,413.00 cu.m
Reclamation	20.83 has
Berthing Depth	10.50 m.
Operational Area	1.83 has.
Backup Area	9.70 has.

c.1.2) Iloilo Fish Port Complex (IFPC)

The **Iloilo Fish Port Complex (IFPC)** is the center of fish trading and marine products processing in Region VI. It was constructed to provide safe landing facilities for fishing vessels, reduce fish spoilage and prevent double handling of fish. IFPC is situated in a 21-hectare reclaimed area at Brgy. Tanza, Iloilo City. This strategic location has made the port the major fish source of Iloilo City's major public markets and adjacent municipalities.

PFDA (IFPC) Services and Facilities (as June of 2009)

Breakwater	:	470 meters in length
Landing Quay for:		
a. Tuna Boat	:	70 meters in length at -5.5 meters in depth
b. Trawlers & Purseiners	:	110 meters in length at -4 meters in depth
c. Basnigans	:	70 meters in length at -2 meters in depth
d. Bancas	:	200 meters in length at-1 meter in depth
Slipway with Winch	:	2 units, @ 190 m. for 250 GT vessels
Refrigeration Building		
a. Ice Making Capacity	:	50 tons capacity, (2 sets @ 25 tons per day); non operational; for lease
b. Daily Ice Storage	:	50 tons capacity; non-operational; for lease
c. Ice Storage	:	200 tons capacity; non-operational; for lease

d. Cold Storage No. 1	:	360sq.m. floor area; operational; compartmentalized; 100% occupied
e. Cold Storage No. 2	:	250 tons; non- operational
f. Contact Plate Freezer	:	3 units @ 960- kg. capacity; and 1 unit @ 1,500 kg. capacity; 4 hours per cycle freezing time (Non-Operational)
g. Chiller Room	:	135.96 sq. m. floor area; operational
h. Plug-in for Reefer Van	:	440V & 220V; canaccommodate 15-20 containers at a time (10,20 & 40 footer)
i. Refrigerated Blue Van	:	3- tons capacity; designed for storing frozen products; for lease
Market Hall	:	1,400 sq.m., 27 Market Stalls @ 50sq.m./stall (100% occupied)
Municipal Shed	:	Total area-280 sq.m.;occupied area- 3 bays or 120 sq. m.
Administration Building	:	620 sq.m.
Water Supply System	:	Supplied by MIWD with underground reservoir, with capacity of 600 cubic meters, elevated tank- 90- cubic meters capacity
Carpentry Shop	:	620 sq.m ; 506 sq.m leased out of Valuerich Farms Enterprises, a chicken dressing plant
Foundry Shop	:	400 sq.m. utilized as IFPCWarehouse
Raw Land	:	4 hectares available for lease (commercial/ industrial areas)

Source: Phil. Fisheries Development Authority, Iloilo City

Table 18. Port Traffic Statistics

As of CY 2010

PARTICULARS	BASE PORT	PORT OF ILOILO	PORT ESTANCIA	PRIVATE
Number of Shipcalls				
Domestic	63	0	0	40
Foreign	10,877	951	5,886	697
Gross Registered Tonnage				
Domestic	475,141	0	0	159,335
Foreign	8,919,996	70,051	2,829,983	803,891
Cargo Throughput (M.T)				
Foreign				
Import	251,229	0	0	15,261
Export	15,016	0	0	0
Domestic				
Inbound	1,514,813	34,890	18,860	553,705
Outbound	596,333	12,081	27,833	107,528
No. of Containers (TEUs)				
Domestic	0	0	0	0
Foreign	91,998	0	0	328
Passenger Traffic				
Disembarked	995,828	0	219,346	16,300
Embarked	967,628	0	244,207	17,801

-TEUs – Twenty Equivalent Units Private Ports (All Registered Private Ports in the Province of Iloilo)

Source: Phil. Ports Authority

Table 19. Roll-On-Roll-Off Vessels

As of 2011

Operator	Vessel	Address	Type of Service	Pax Capacity	Vehicle Capacity	Frequency of Trips Daily			
						Departure		Arrival	
Millenium Shipping Corp.	MV Lakbayan Uno	Bredco 2, Bacolod City	Passenger / Cargo RORO	215	6 units 10-wheeler; 7 Units, 6-wheeler; 25 units, 4-wheeler	Iloilo	5:30 AM	Bacolod	8:30 AM
						Bacolod	11:30 AM	Iloilo	2:30 PM
						Bacolod	4:00 AM	Iloilo	8:00 AM
						Iloilo	12:30 PM	Bacolod	4:30 PM
Tri Star Megalink Corp.	LCT Tabuelan Navistar	Bredco 2, Bacolod City	Passenger / Cargo RORO	81	7 units 10-wheeler; 2 Units, 6-wheeler	Bacolod	1:00 AM	Dumangas	3:00 AM
						Dumangas	4:00 AM	Bacolod	6:00 AM
						Bacolod	7:00 AM	Dumangas	9:00 AM
						Dumangas	10:00 AM	Bacolod	12:00 NN
						Bacolod	1:00 PM	Dumangas	3:00 PM
						Dumangas	4:30 PM	Bacolod	6:30 PM
						Bacolod	7:00 PM	Dumangas	9:00 PM
						Dumangas	10:00 PM	Bacolod	12:00 NN
Tri Star Megalink Corp.	LCT Cadiz Navistar		Passenger / Cargo RORO	98	7 units 10-wheeler; 2 Units, 6-wheeler	ESC-TABUELAN,CBU	2:00 AM	TABUELAN, CBU-ESC	4:30 AM
						TABUELAN, CBU-ESC	6:30 AM	ESC-TABUELAN,CBU	9:00 AM
						ESC-TABUELAN,CBU	9:30 AM	TABUELAN, CBU-ESC	12:00 NN
						TABUELAN, CBU-ESC	1:00 PM	ESC-TABUELAN,CBU	4:30 PM
						ESC-TABUELAN,CBU	6:30 PM	TABUELAN, CBU-ESC	9:00 PM
						TABUELAN, CBU-ESC	10:30 PM	ESC-TABUELAN,CBU	12:00 MN

Operator	Vessel	Address	Type of Service	Pax Capacity	Vehicle Capacity	Frequency of Trips Daily			
						Departure	Arrival		
Tri Star Megalink Corp.	LCT Sr. Sto Nino Navistar		Passenger / Cargo RORO	132	9 units 10-wheeler ; 6 Units, 6-wheeler	TABUELAN, CBU-ESC	7:00 AM	ESC-TABUELAN, CBU	9:30 AM
						ESC-TABUELAN, CBU	10:00 AM	TABUELAN, CBU-ESC	12:30 PM
						TABUELAN, CBU-ESC	3:00 PM	ESC-TABUELAN, CBU	5:30 PM
						ESC-TABUELAN, CBU	7:00 PM	TABUELAN, CBU-ESC	9:30 PM
						TABUELAN, CBU-ESC	10:00 PM	ESC-TABUELAN, CBU	12:30 AM
Jomalia Shipping Corp.	MV Aimee Joan	Dumangas, Iloilo	Passenger / Cargo RORO	207	18 units, 4-wheelers	Bacolod	5:30 AM	Dumangas	7:00 AM
						Dumangas	8:00 AM	Bacolod	9:30 AM
						Bacolod	11:30 AM	Dumangas	1:00 PM
						Dumangas	2:00 PM	Bacolod	3:30 PM
						Bacolod	4:30 PM	Dumangas	6:00 PM
Montenegro Shipping	MV Beatriz	Reclamation Area, Bredco 2, Bacolod City	Passenger / Cargo RORO		18 units, 4-wheelers	Dumangas-Bacolod; 6x Daily	Dumangas-Bacolod; 6x Daily		
	MV Ma. Theresa								

SOURCE: MARINA

Table 20. Domestic Shipping Companies Registered Under IMRO
As of 2010

Name of Company	Type	Location
Amigo Shipping Corp.	Tramping (Cargo)	Arroyo St. Iloilo City
Daruma Transport Corp.	Tramping (Cargo)	Arroyo St. Iloilo City
Harmony Transport Inc.	Tramping	Muelle Loney, Iloilo City
FF Cruz Shipping Corp.	Pass/Cargo	Loboc, Bo. Obrero, Iloilo City
FF Cruz & Co.	Tramping (Company Use)	Loboc, Bo. Obrero, Iloilo City
FF Marine Corp.	Tramping (Company Use)	Loboc, Bo. Obrero, Iloilo City
Milagrosa J Shipping Corp.	Pass/Cargo	Jafrel Bldg., Lapuz Lapaz, Iloilo City
Tri Star Megalink Corp.	RORO/Cargo	Capitol Shopping Center, Iloilo City
Whale Shipping Corp.	Tramping (Company Use)	Bacolod City
Transport Co. Inc.	Tramping (Company Use)	Bacolod City
Agro Bulk Marine Corp.	Tramping	Bacolod City
Bacolod Molasses Haulers Inc.	Tramping	Bacolod City
JVP Lines Inc.	Tramping	Bacolod City
ROVI Navigation Lines Inc.	Pass/Cargo	61 Com. Civil St., Jaro, Iloilo City
Fortune Star Shipping	Tramping	Transmitter Rd. Lapaz, Iloilo City
Neptune Transport Corp.	Pass/Cargo	Lopez Jaena St., Jaro, Iloilo City
RJ Sea Cargo Shipping	Tramping	San Miguel, Bacolod, Neg. Oriental
Alai Shipping Corp.	Tramping	Bacolod City
Rolling Thunder Realty Inc.	Tramping	24th Calamba St., Bacolod City
Skyline Shipping	Pass/Cargo	Alta Tierra Village, Jaro, Iloilo City

Name of Company	Type	Location
Iloilo Harbor Pilot's Assn.,	Pilotage	Muelle Loney, Iloilo City
Pulupandan Towage Corp.	Towage	Pulupandan, Neg. Occ.
Racahe Marine Services	Tramping	San Patricio, Bacolod City
Valvina Shopping	Tramping	Bacolod City

Source: Maritime Industry Authority

Note: *Operating in Iloilo City but not homeported in Iloilo
 IMRO – Iloilo Maritime Regional Office

c.2 List of Ship Builders, Ship Repairer, in Iloilo

Province of Iloilo: CY 2010

✓ Small Shipyard

1. A-1 Ship Builder & Ship Repair Co.

Lapuz, Lapaz, Iloilo City
 Mr. Jonathan C. Uy / Manager
 Engr. Dunn Jumao-as / Operations Head
 Tel. # (033) 338-1277 / 337-3387

2. Lacson Marine Consultancy Services

IFPC, Tanza, Iloilo City
 Engr. Michael V. Lacson / Manager
 Mr. Rodolfo Durana / Shipyard Supervisor
 Tel. # (033) 300-4978

3. Davao Molasses Haulers, Inc.

Iloilo Fish Port Complex
 Tanza, Iloilo City
 Engr. Michael V. Lacson / Operations Manager
 Tel. # (033) 300-4978

✓ Large Shipyard & Ship Breaker

1. F.F. Cruz & Co., Inc.

Brgy. Loboc, Lapuz, Lapaz, Iloilo City
 Engr. Bernadette C. Rosales / VP
 Mr. Rassel E. Baylen / Operations Manager
 Tel: (033) 337-1046 / 336-4195
 Fax: (033) 337-1046

Source: Maritime Industry Authority

2. Power

a. Power Facilities

Table 21. Inventory of Power Plants

As of 2009

POWER PLANT	GRID	RATED CAPACITY (MW)
Amlan Hydro Electric Plant	NEGROS	0.4
San Carlos Bio Energy		8.3
Panay Geothermal Power Plant 1		111.0
Panay Geothermal Power Plant 2		80.0
First Farmer Holdings Corporation		21.0
Northern Negros Geothermal Power Plant		50.0
Bohol Diesel Power Plant	BOHOL	22.0
Janopol Hydro Eplant		5.0
Loboc Hydro Eplant		1.2
Cebu Diesel Power Plant 1	CEBU	43.8
Cebu Power Plant Corporation		70.0
Cebu Thermal Power Plant 1		50.0
Cebu Thermal Power Plant 2		56.8
East Asia Utility Corporation		49.6
Land Based Gas Turbine 1		27.5
Land Based Gas Turbine 2		27.5
Toledo Power Corporation (Carmen)		45.8
Toledo power Corporation- Sangi		125.8
Leyte Geothermal Power Plant 1		LEYTE-SAMAR
Leyte A (total)	595.3	
AVON- New Wash.	PANAY	5.0
AVON- Nabas		12.5
AVON- River		20.0
Enervantage Diesel Power Plant		16.5
Power Barge 101		32.0
Power Barge 102		32.0
Power Barge 103		32.0
Panay Diesel Power Plant 1		36.5
Panit- an Modular		25.4
Panay Diesel Power Plant 3		110.02
TRANS- ASIA		3.5
Panay Power Corporation (PECO)		72.0

Source: National Grid Corporation

Fig. 16: POWER FACILITIES (PANAY GRID)
Western Visayas Area

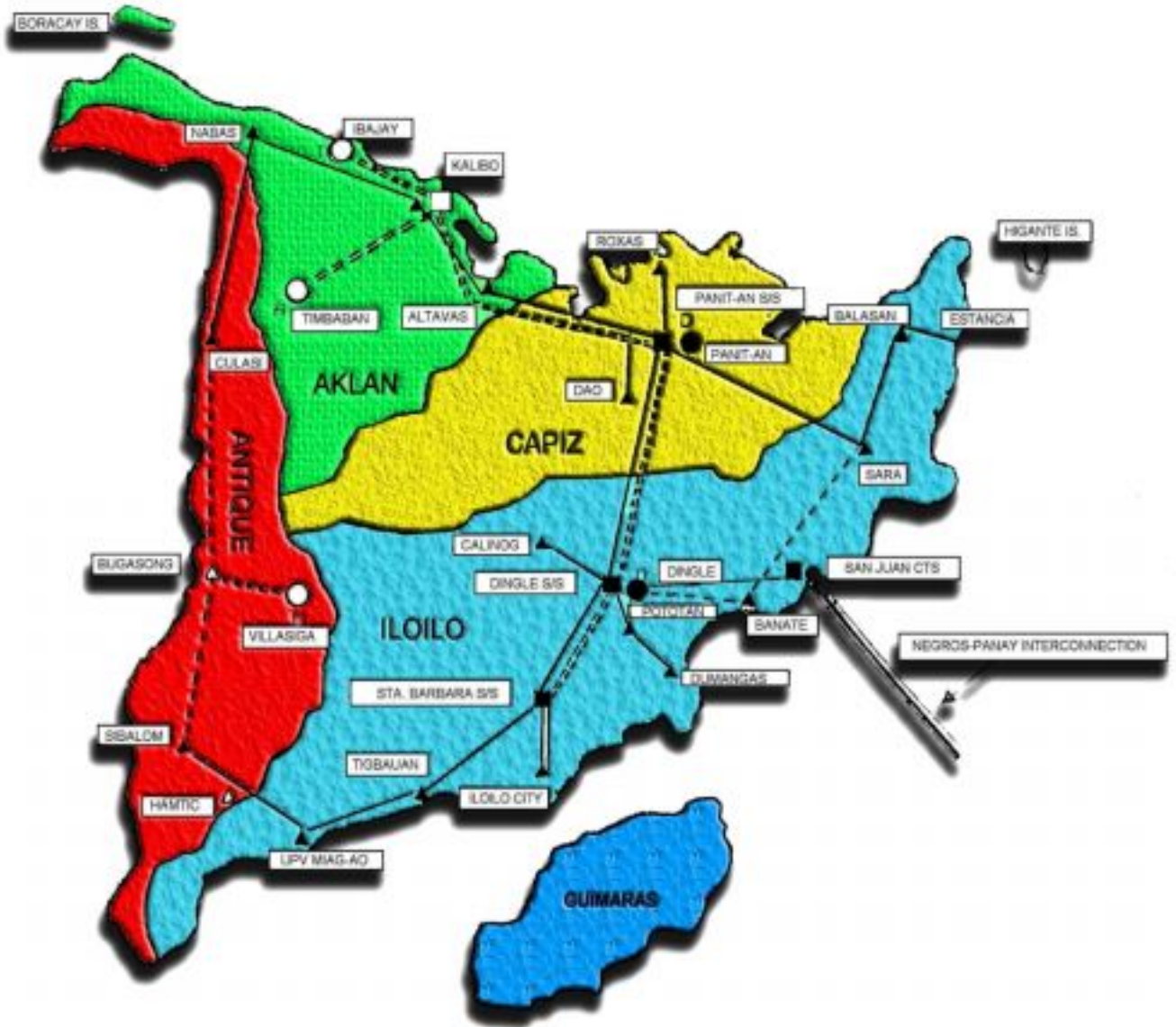


Table 22. NPC Operation Highlight (*Panay Power Plants*)

As of July 25, 2011

Plant	Dependable / Rated (MW)	Declared / Actual (MW)	Remarks
Power Barge 101, Bo. Obrero, Iloilo City (4 units)	12.0	9.9	Unit 2 on deactivated / shutdown
Power Barge 102, Bo. Obrero, Iloilo City (4 units)	24.0	14.5	Unit 2 on deactivated / shutdown
Power Barge 103, Estancia, Iloilo (4 units)	17	16.9	Unit 1 on deactivated / shutdown
* Coal Fired Power Plant	164	144	2 units

Note: Deactivated/Shutdown- Maintenance or hold due to unavailability of major spare parts:

*July 25, 2010

Source: National Power Corporation

b. Power Status

Table 23. Energization Status

As of December 2010

Status	PECO	ILECO 1	ILECO II	ILECO III
Mun./District Covered	Iloilo City	15	II,III,IV	13
Potential Consumers	59,524	133,442	111,878	77,556
Total Membership	53,197	122,058	90,830	52,766
Houses Connected	53,197	114,479	87,538	51,231
No. of Barangays	180	794	587	340
Barangay Energized	180	794	587	313
Number of Consumers by Type of Service				
Residential	48,716	99,032	82,517	32,439
Commercial	2,661	1,795	4,055	1,264
Power	924	-	-	-
Public Bldgs./Offices	120	1,245	720	575
Street Lights	423	475	198	86
Other Government	96	-	-	-
Intermediate/Industrial	256	213	48	29
BAPA	-	22,121	202	11,390
Miscellaneous	1	-	-	-
Sale for Resale	-	-	-	-

Source: PECO, ILECO I, II & III

3. Communication

a. Telecommunication

Table 24. List of Telephone Exchanges (Province of Iloilo: As of December 2010)

LOCATION	No. of exchange	TYPE of Switches	CAPACITY				TELEPHONE LOADS				Pending	AREA SERVED
			Islacom	PLDT	Telof	Others	Islacom	PLDT	Telof	Others		
PLDT ILOILO CITY EXCHANGE												
PLDT GUANCO, ILOILO CITY	1	NEAX/NGN		19,871				12,970				ILOILO CITY, OTON
PLDT LAPAZ, ILOILO CITY EXCHANGE	1	EWSD/NGN		19,536				11,589				ILOILO CITY, PAVIA
PLDT MANDURRIAO (RSU)	1	EWSD		4,628				2,816				ILOILO CITY
ISLACOM, ILOILO CITY	1	EWSD/DECK LINK KRONE	23,643				10,664					ILOILO CITY
PLDT ALIMODIAN EXCHANGE	1	SYS 12		900				721				ALIMODIAN, SAN MIGUEL, LEON
ISLACOM, AJUY	1	KRONE WLL	282				94					AJUY, CONCEPCION, SAN DIONISIO, SARA
PLDT BANATE EXCHANGE	1	SYS 12		500				473				BANATE, ANILAO, BTAC. VIEJO
ISLACOM, BANATE	1	KRONE	282				209					BANATE, BAROTAC NUEVO, BAROTAC VIEJO
PLDT DUMANGAS / BTAC. NUEVO	1	EWSD		1,008				643				DUMANGAS, BTAC. NUEVO
CALINOG EXCHANGE	1	JISCOS 8005			920				349			CALINOG
ISLACOM, CARLES	1	KRONE WLL	282				30					CARLES, BALASAN, BATAD, ESTANCIA
ISLACOM, CABATUAN (RDLU)	2	EWSD	2,272				657					CABATUAN
ISLACOM, DUEÑAS (ONU-from Passi City)	2	ONU	270				122					DUEÑAS
PLDT DINGLE EXCHANGE	1	SYS 12		500				402				DINGLE, DUEÑAS, SAN ENRIQUE
ISLACOM DINGLE EXCHANGE	2	EWSD	240				210					DINGLE
PLDT ESTANCIA EXCHANGE	1	EWSD		1,644				457				ESTANCIA, BALASAN
ISLACOM, GUIMBAL WLL/KRONE	1	KRONE WLL	1,000				202					GUIMBAL, IGBARAS, MIAG-AO, TIGBAUAN, TUBUNGAN
SITELCO, GUIMBAL EXCHANGE	1	EWSD				2,000					450	GUIMBAL
PANTELCO, JANIUAY EXCHANGE	1	MD110/50				464					32	JANIUAY
ISLACOM, JANIUAY (RDLU)	1	EWSD	1,920				441					JANIUAY
SITELCO, IGBARAS EXCHANGE	1	EWSD				1,000					288	IGBARAS
ISLACOM, LEGANES	3	KRONE	1,640				508					LEGANES, NEW LUCENA, PAVIA, ZARRAGA, SANTA BARBARA
ISLACOM, LAMBUNAO (RDLU)	1	EWSD	1,584				236					LAMBUNAO
LAMBUNAO EXCHANGE	1	JISCOS 8005			1,152					133		LAMBUNAO
ISLACOM, LEMERY	1	KRONE WLL	282				2					LEMERY, SAN RAFAEL
ISLACOM, MAASIN	1	KRONE WLL	282				38					MAASIN
SITELCO, MIAG-AO EXCHANGE	1	EWSD				2,000				1,249		MIAG-AO
ISLACOM, MIAG-AO (RDLU)	1	EWSD	2,384				194					MIAG-AO
ISLACOM, OTON	5	DECK LINK/KRONE	1,592				361					OTON, ALIMODIAN, SAN MIGUEL, TIGBAUAN
PASSI CITY TELOF EXCHANGE	1	JISCOS 8005					632			146		PASSI CITY
PANTELCO II, PASSI EXCHANGE	1	MD110/50				792					557	PASSI CITY
ISLACOM, PASSI CITY (RDLU)	2	EWSD/ ONU/ KRONE	1,560				222					PASSI CITY
ISLACOM, PAVIA	2	MSAN ECI	512				149					PAVIA
ISLACOM, POTOTAN (RDLU)	2	EWSD	2,594				697					POTOTAN
POTOTAN TELOF EXCHANGE	1	JISCOS 8005					632			85		POTOTAN
PLDT SARA EXCHANGE	1	SYS 12		600				359				SARA, CONCEPCION, AJUY, LEMERY, SAN DIONISIO
SITELCO, SAN JOAQUIN EXCHANGE	1	EWSD				1,000					377	SAN JOAQUIN
ISLACOM, STA. BARBARA (RDLU)	3	EWSD	2,464				1,060					STA. BARBARA
ISLACOM, TIGBAUAN (RDLU)	1	EWSD	1,920				725					TIGBAUAN
Total	53		47,004	49,187	3,336	7,256	16,821	30,430	713	2,921	32	

b. Cellular Mobile Telephone Services (CMTS)

Table 25. CMTS Base Stations (As December 2010)

Municipality	CELLULAR COMPANIES			TOTAL
	SMART	GLOBE	SUN	
Ajuy	2	2	1	5
Alimodian	2	1	-	3
Anilao	1	1	1	3
Badiangan	1	1	-	2
Balasan	2	1	-	3
Banate	2	2	-	4
Barotac Nuevo	3	2	1	6
Barotac Viejo	2	3	1	6
Batad	1	-	-	1
Cabatuan	4	1	1	6
Calinog	4	2	1	7
Carles	2	2	1	5
Concepcion	4	1	-	5
Dingle	3	2	1	6
Duenas	3	2	-	5
Dumangas	3	3	1	7
Estancia	4	1	1	6
Guimbal	5	2	-	7
Igbaras	2	1	-	3
Iloilo City	58	21	27	106
Janiuay	3	3	1	7
Lambunao	3	2	-	5
Leganes	6	1	1	8
Lemery	1	1	-	2
Leon	2	1	1	4
Maasin	2	1	-	3
Miag-ao	2	2	-	4
Mina	2	1	-	3
Mt. Manuya (ISLACOM)	-	1	-	1
New Lucena	3	1	-	4
Oton	4	7	1	12
Passi City	4	6	1	11
Pavia	4	5	1	10
Pototan	5	5	1	11
San Dionisio	1	1	-	2
San Enrique	7	3	-	10
San Joaquin	3	1	1	5
San Miguel	3	1	-	4
San Rafael	2	-	-	2
Sara	2	1	1	4
Sta. Barbara	4	1	1	6
Tigbauan	3	1	1	5
Tubungan	1	4	-	5
Zarraga	4	2	1	7
TOTAL	179	103	49	331

Source: National Telecommunication Commission

c. BUTEL Communication Services (2010)

c.1 Telegraph(<i>including Iloilo City</i>)	8
c.2 Telephone Exchanges	5

d. Post Offices in the Province of Iloilo

Postal Services (2009)

Post Office	43	Post Master	45
Mail Carrier	60	Postal Station	2

e. Tri-Media; including Iloilo City (Dec 2010)

a) Total No. of Broadcast Stations	28
No. of Radio AM Stations	11
No. of FM Stations	17
b) Total No. of TV Broadcast Stations	7
c) Total No. of CATV (Cable Stations)	40
d) Total No. of Print Media	7
No. of Daily Newspaper	5
No. of Bi-Weekly Newspaper	1
No. of Weekly Newspaper	1

Source: National Telecommunication Commission

4. Water

a. Irrigation Facilities

Table 26. Major Irrigation Systems by Service Area
Province of Iloilo: CY 2010

Major Irrigation System	Service Area (Ha.)	IRRIGATED AREA (HA.)	
		Wet Season	Dry Season
1. Jalaur-Suage-Barotac Viejo RIS			
Jalaur River Irrigation System (Proper)	8,081.02	7,168.00	4,307.00
Jalaur River Irrigation System (Extension)	2,459.62	2,188.00	1,673.00
Suage River Irrigation System	2,859.36	2,353.00	2,740.00
Barotac Viejo River Irrigation System	1,671.74	1,111.00	978.00
2. Aganan-Sta. Barbara-Sibalom RIS			
Aganan River Irrigation System	4,458.13	3,833.00	1,849.00
Sta. Barbara-Tigum Irrigation System	3,051.64	2,700.00	1,800.00
Sibalom River Irrigation System	2,019.20	1,351.00	900.00
TOTAL	24,600.71	20,704.00	14,247.00

Source: National Irrigation Administration

b. Potable Water Supply Sources

Table 27. Potable Water Supply

Province of Iloilo: As of 2010

No. Household	Household with access to improve safe water supply		Level I		Level II		Level III	
	No.	%	No.	%	No.	%	No.	%
373,969	204,208	54.61	88,345	43.26	35,830	17.55	80,033	39.19

Source: Provincial Health Office

b.1 METRO ILOILO WATER DISTRICT SERVICES

As of 2010

b.1.1) Source

	Location
Surface Water	Maasin Dam Daja, Maasin, Iloilo
Ground Water	11 deep wells Three (3) in Brgy. San Jose, San Miguel One (1) in Brgy. Jibao-an, Pavia Two (2) in Brgy. Sta. Monica, Oton One (1) in Brgy. Bitá, Oton One (1) in Brgy. Cabolo-an, Oton One (1) in Sto. Niño, San Miguel Two (2) in Brgy. Pandac, Pavia

b.1.2) Treatment and Water Quality

1. Water Treatment Plant

The treatment of raw water from Maasin Dam consists of following stages:

1. Rapid Mixing
2. Coagulation / Flocculation
3. Filtration
4. Chlorination

b.1.3) Service Connections

As of December 2010

	Maasin	Cabatuan	Sta. Barbara	Pavia	Iloilo City	SanMiguel	Oton	Total
Domestic	330	1,525	1,390	2,654	18,961	491	2,850	28,201
Government	8	20	20	11	124	10	2	195
Commercial	16	31	52	95	2,636	13	67	2,910
Public Faucet	-	6	10	8	107	-	2	133
Total	354	1,582	1,472	2,768	21,828	514	2,921	31,439

b.1.4) Population served : 773,975

b.1.5) Existing Storage and Distribution

7,500 – cubic meter concrete ground reservoir, Talanghauan, Sta. Barbara
568 – cubic meter elevated steel tank, Jibao-an, Pavia

b.1.6) Water Demand: 730,707 cu.m.

b.1.7) Capacity per Day: 36,534.97 cu.m./day

2. Water Quality (Physical & Chemical Characteristics)

	Raw Water	Processed Water
Ph	7.99	7.88
Taste	Unobjectionable	Unobjectionable
Color	Quite Clear	Clear
Turbidity	9.05	0.750
Alkalinity	188	182
Bicarbonates	229.36	222.04
Acidity	NIL	NIL
Free CO ₂	NIL	NIL
Chlorides (Cl)	11	14
Iron (Fe)	0.3	NIL
Hardness	16	16
Total Dissolved Solid (TDS)	227	230
Residual Chlorine	NIL	1.5

Source: Metro Iloilo Water District

Table 28.No. of Services Billed & Consumption by Area Coverage

As of December 31, 2010

Area Coverage (Iloilo Dist./Municipality)	No. of Services Billed	Consumption (cu.m./month)
City Proper	2,750	113,914
Arevalo	989	11,386
Molo	2,864	63,427
Jaro	5,724	130,962
Mandurriao	3,816	88,621
La Paz	5,685	127,338
Maasin	354	6,374
Cabatuan	1,582	29,990
Sta. Barbara	1,472	39,735
Pavia	2,768	62,752
San Miguel	514	8,991
Oton	2,921	47,217
TOTAL	31,439	730,707

Source: Metro Iloilo Water District

E. COMMERCE, TRADE AND INDUSTRY

1. Industry

Table 29. Sugar and Sugarcane Production

Province of Iloilo: FY 2010

	Central Azucarera de San Antonio, Inc. (CASA)	Passi 1	Total
Sugar Production LKg	664,670.420	618,065.620	1,282,736.04
Cane Milled, Tons	344,610.730	324,043.945	668,654.680
Molasses Due Cane, Tons	14,434.283	12,416.406	26,850.689
Export Sugar "A", L-Kg	33,102.680	30,514.100	63,616.780
Domestic Sugar "B", L-Kg	611,235.120	567,840.820	1,179,075.940

Lkg. = 50 kg/bag

Source: Sugar Regulatory Administration

2. Trade

Table 30. Business Names Registered

Province of Iloilo: 2009

Sector	No. of Firms	No. of Workers	Amount of Investment (Php)
Agriculture & Agribusiness (E.g. Irrigation, Harvest)	2	603	25,300,000.00
Articles Of Apparel & Clothing Accessories	82	179	11,551,347.88
Artificial Resins & Plastic Materials	35	89	4,918,704.81
Banks, Non-Banks, Financial Intermediate & Pre-Need Plan	63	140	12,923,416.52
Bazar, Boutique, Giftshops & Sporting Goods	91	169	8,400,823.00
Beverages (Including Wine, Liquor And Alcoholic)	198	512	53,129,883.03
Brokers	5	11	360,000.00
Canteen, Carinderia, Restaurant	517	1,642	46,844,869.84
Cereals & Cereal Preparations (E.g. Rice, Corn, Wheat)	404	1,346	92,036,032.06
Chemical Materials And Products (Insecticide)	9	25	10,045,650.37
Coffee, Tea, Cocoa	1	1	2,000.00
Cork, Wood And Lumber	25	50	1,720,271.89
Cosmetics And Toiletries	41	90	5,045,000.00
Crude Fertilizers & Crude Materials	1	5	50,000.00
Crude Rubbers	1	25	5,000,000.00
Dairy Products And Birds Eggs	17	29	3,107,652.44
Dry Goods	144	287	27,875,040.10
Electrical/Electronic Machinery, Appliances	101	250	12,926,564.00
Explosives & Pyrotechnic Products	4	8	850,000.00
Farming Of Animals (E.g. Hog, Livestock, Poultry)	27	79	11,700,000.00
Feeding Stuff For Animals	56	123	9,355,550.34
Fertilizers	25	56	6,140,000.00
Fishing And Marine Products	62	172	9,281,540.00
Footwear	20	52	4,508,800.11
Funeral Services	21	84	8,193,938.00
Furnitures & Parts Thereof	57	209	14,590,671.05
General Industrial Machineries & Equipment	16	44	3,090,000.00
General Merchandise	228	572	31,802,337.62

Sector	No. of Firms	No. of Workers	Amount of Investment (Php)
Gold, Non-Monetary	16	45	6,668,000.00
Guns, Ammunition, And Fighting Vehicles	1	1	100,000.00
Handicrafts And Novelty Goods	14	68	3,260,000.00
Hardware	164	547	55,732,590.84
Iron & Steel	1	3	500,000.00
Junk Shop, Scrap Materials And Secondhand Good	18	49	2,295,000.00
Machinery Specialized For Particular Industries	14	47	4,340,903.88
Manpower Services	20	150	1,963,000.00
Meat & Meat Preparation	93	206	6,983,025.00
Medical, Dental, Optical & Pharmaceuticals	248	596	45,495,787.33
Metal Working Machineries	9	47	4,617,702.50
Metals	28	81	2,190,000.00
Mining & Quarrying (E.g. Chemical Mining, Stone Quarrying)	32	162	7,947,122.94
Misc. Services	44	106	3,900,502.54
Miscellaneous Edible Crops	14	21	463,000.00
Non-Ferrous Metals	3	5	170,000.00
Non-Metallic Minerals (Glass, Concrete Products)	64	287	14,689,494.14
Office & School Supplies	90	206	14,834,116.29
Office Machines, IT Equipment And Services	307	513	39,246,721.20
Oil Seeds & Oleaginous Fruits (E.g. Peanut, Kasuy)	7	14	203,000.00
Organic Chemicals	1	10	850,000.00
Ornamental Plant	8	13	255,000.00
Other Transport Services & Equipment	133	350	31,536,536.80
Petroleum, Petroleum Products & Related	42	183	38,439,656.92
Pets	4	5	95,000.00
Photographic Apparatus Eqpt. Supplies	37	92	7,375,694.66
Power Generating Machinery & Equipment	3	7	560,000.00
Professional, Scientific Supplies	39	138	7,333,817.68
Public Service	2	8	5,100,000.00
Pulp & Waste Paper	1	5	50,000.00
Real Estate Developer (Including Hotel, Pension Houses)	141	310	220,469,704.67
Recreational And Cultural Entertainment & Sport	65	278	979,685.65
Recruitment & Placement Agency	2	12	2,200,000.00
Road Vehicles	219	526	90,446,421.84
Sari-Sari Store	527	751	21,781,655.92
Schools, Tutorials, Seminars, Trainings	53	174	10,804,000.00
Semi-Skilled Services	168	499	14,109,166.00
Skilled Services	6	28	2,280,000.00
Sugar, Sugar Preparations	11	29	613,500.00
Technical Services	25	51	6,410,000.00
Telecommunications, Musical Instruments & Sound	132	329	16,251,385.73
Textile Fibers	1	3	300,000.00
Textile Yarns, Fabrics, Made-Up Articles & Access	5	18	510,000.00
Tobacco	1	3	500,000.00
Travel Bureaus	78	146	6,130,200.00
Travel Goods	1	2	20,000.00
Tri-Media Services	92	336	11,974,626.00
Vegetable Oils & Fats	1	1	200,000.00
Vegetables & Fruits	37	105	4,751,068.26
Vertical & Structural Builders	62	332	43,825,587.58
Total	5,337	14,760	1,191,319,965.43

Table 31. Export Performance (Value in US\$ in Millions)
Province of Iloilo: 2010

PRODUCT LINE	TOTAL VOLUME (kgs)	TOTAL VALUE (US\$)
Crabmeat	551,381.37	\$10,466,741.82
Asst. Frozen Marine Products	786,100.14	1,188,606.48
Coal in Bulk	4,046,041,739.66	180,240,985.55
Instant Ginger Tea	1,967.00	14,406.00
Virgin Coconut Oil	920.00	6,600.24
Tuna	113,006.89	15,802,213.45
Scrap Metal	15,013,827.00	930,850.80
Adult Slipper	3,093.00	30,850.00
Cut Foliage	2,966.00	14,406.00
Plastic Bags Tea	13.00	173.32

Source: Department of Trade & Industry, BOCS-Records

3. Financing Institutions

Table 32. Universal And Commercial Banks
As of 2011

NAME OF BANKS	LOCATION	TYPE OF OFFICE
Allied Banking Corp -Aldeguer	Aldeguer St. Lopez Bldg. Iloilo City	Branch Office
Allied Banking Corp -Pototan	Guanco St., Pototan, Iloilo	Branch Office
Allied Banking Corp -Sta Barbara	Sta Barbara, Iloilo	Branch Office
Allied Banking Corp -Iloilo/Ledesma	Ledesma Cor Quezon St. Iloilo City	Branch Office
Allied Banking Corp -Jaro	Ledesma St. Jaro Iloilo City	Branch Office
Allied Banking Corp -Gen Luna	S/Manor 101 Gen Luna St. Iloilo City	Branch Office
Asia United Bank Corp -Iloilo	J Ong Bldg Ledesma St. Iloilo City	Branch Office
Banco De Oro Unibank Inc- SM Delgado	Valeria Cor Delgado Sts. Iloilo City	Branch Office
Banco De Oro Unibank Inc-Iloilo-Jaro	Nb Bldg L Jaena St. Jaro Iloilo City	Branch Office
Banco De Oro Unibank Inc-SM Iloilo	B Aquino Ave Manduriao, Iloilo City	Branch Office
Banco De Oro Unibank Inc-Iloilo-Central	L317 B12 A-1 Iznart St. Iloilo City	Branch Office
Banco De Oro Unibank Inc-Iloilo Molo	Mh Del Pilar Cor Jocson, Molo Iloilo City	Branch Office
Banco De Oro Unibank Inc-Ilo/Ledesma	Esther Bldg Ledesma St Iloilo City	Branch Office
Banco De Oro Unibank Inc-Ilo/JM Basa	J M Basa St. Iloilo City	Branch Office
Banco De Oro Unibank Inc-Iloilo-Quezon	L3&5 Quezon St. Iloilo City	Branch Office
Banco De Oro Unibank Inc-Ilo-G Luna	Lphtp Bldg Gen Luna St. Iloilo City	Branch Office
Banco De Oro Unibank Inc-Iloilo Iznart	Iznart St. Iloilo City	Branch Office
Banco De Oro Unibank Inc-Iloilo Valeria	Valeria Cor Solis Sts. Iloilo City	Branch Office
Banco De Oro Unibank Inc-Iloilo-Tabuc Suba	Tabuc Suba, Jaro, Iloilo City	Branch Office

NAME OF BANKS	LOCATION	TYPE OF OFFICE
Banco De Oro Unibank Inc-Iloilo La Paz	Gf Injap Luna Cor Huervana, Iloilo City	Branch Office
Banco De Oro Unibank Inc-Institutional Banking Group	Mf Bdo Valeria St. Iloilo City Iloilo	Other Banking Office
Banco De Oro Unibank Inc-Credit & Appraisal	3f Bdo Valeria St. Iloilo City Iloilo	Other Banking Office
Bank Of The Phil Islands-Iloilo-Main	Jose Ma Basa St. Iloilo City	Branch Office
Bank Of The Phil Islands-M Mart-Iloilo	2/F Marymart Mall Valeria Iloilo City	Branch Office
Bank Of The Phil Islands-Iloilo-Gen Luna	Brgy. Inday, Iloilo City	Branch Office
Bank Of The Phil Islands-Iloilo-Gaisano	Gaisano Luna La Paz Sts. Iloilo City	Branch Office
Bank Of The Phil Islands-Iloilo-Jaro	E. Lopez St. Jaro Iloilo City	Branch Office
Bank Of The Phil Islands-Iloilo-La Paz	Hervana St. La Paz Iloilo City	Branch Office
Bank Of The Phil Islands-Iloilo-G Luna	Lolita Bldg. Gen Luna St. Iloilo City	Branch Office
Bank Of The Phil Islands-Iloilo/Atrium	The Atrium Mall Gen Luna, Iloilo City	Branch Office
Bank Of The Phil Islands-Iloilo/Solis	BPI Iznart Cor Solis St. Iloilo City	Branch Office
Bank Of The Phil Islands-Iloilo-Central	Iznart Cor De Leon Sts. Iloilo City	Branch Office
Bank Of The Phil Islands-Ex-Iloilo	La Salette Bldg. Valeria, Iloilo City	Branch Office
Bank Of The Phil Islands-Robinsons/Iloilo	Robinsons Place Ledesma St. Iloilo City	Branch Office
Bank Of The Phil Islands-Iloilo-Mandurriao	Sm City B Aquino Mandurriao Iloilo City	Branch Office
Bank Of The Phil Islands-Iloilo Mandurriao	Supermart Q Oberto, Mandurriao Iloilo	Branch Office
Bank Of The Phil Islands-Iloilo-Jaro Mcarthur	Libcap Bldg Mcarthur, Jaro, Iloilo City	Branch Office
China Banking Corp -Iloilo/Iznart	J A Tan Bldg. Iznart St. Iloilo Cty	Branch Office
China Banking Corp -Mabini	A. Mabini St., Iloilo City	Branch Office
China Banking Corp -Iloilo City	Rizal St. Iloilo City	Branch Office
Bank Of Commerce -Iloilo City	Tct Bldg Iznart St., Iloilo City	Branch Office
Bank Of Commerce -Estancia	Clement St. Estancia Iloilo	Branch Office
Bank Of Commerce-Iloilo/Basa	J M Basa & Mapa Sts. Iloilo City	Branch Office
East West Banking Corp -Iloilo	Cor Ledesma/Fuentes Sts. Iloilo City	Branch Office
Export And Industry Bank-Iloilo	Quezon Ave. Cor Delgado St. Iloilo City	Branch Office
Metropolitan Bank & Tco -Iloilo/Main	Gen Luna St. Iloilo City	Branch Office
Metropolitan Bank & Tco -Guanco	Guanco St. Iloilo City	Branch Office
Metropolitan Bank & Tco -Iloilo/Iznart	Iznart St., Iloilo City	Branch Office
Metropolitan Bank & Tco -Iloilo/Mabini	Valiant Bldg. Mabini St. Iloilo City	Branch Office
Metropolitan Bank & Tco -Jaro/Iloilo	Simon Ledesma St. Jaro Iloilo City	Branch Office
Metropolitan Bank & Tco -Iloilo-Delgado	Delgado St. Iloilo City	Branch Office
Metropolitan Bank & Tco -Iloilo/La Paz	Huervana St. Iloilo City	Branch Office
Metropolitan Bank & Tco -Iloilo Diversion	Aquino Diversion Rd. Mandurriao Iloilo	Branch Office
Metropolitan Bank & Tco -Iloilo	J M Basa, Iloilo City	Branch Office
Phil Bank Of Communicatn-Iloilo Branch	Ledesma Cor Valeria Sts. Iloilo City	Branch Office
Phil National Bank -La Paz	Inayan Bldg Rizal St. La Paz Iloilo City	Branch Office
Phil National Bank -Passi	F Palmares St. Passi City	Branch Office
Phil National Bank -Iloilo Branch	Gen Luna Cor Valeria St. Iloilo City	Branch Office
Phil National Bank -Miag-ao	One Tgn Sto Tomas St. Miag-ao Iloilo	Branch Office
Phil National Bank -De Leon Branch	Cor Ledesma & Jalandoni, Iloilo City	Branch Office
Phil National Bank -Plaza Libertad	J M Basa St. Iloilo City	Branch Office
Phil National Bank -Jaro	8 Lopez Jaena St. Jaro, Iloilo City	Branch Office
Phil Trust Company-Iloilo City	Quezon Cor Delgado Ed Ganzon, Iloilo	Branch Office

NAME OF BANKS	LOCATION	TYPE OF OFFICE
Phil Veterans Bank-Iloilo	Valeria-Delgado St., Iloilo City	Branch Office
Maybank Philippines Inc -Iloilo	J&B Ii Ledesma & Mabini St Iloilo City	Branch Office
Rizal Com'l Banking Corp-Iloilo	Ledesma St. Iloilo Cty	Branch Office
Rizal Com'l Banking Corp-Sara	Salcedo St, Sara, Iloilo	Branch Office
Rizal Com'l Banking Corp-Jaro	Seminario & Lopes Sts. Jaro Iloilo City	Branch Office
Rizal Com'l Banking Corp-Iloilo Ledesma	Cor Ledesma & Quezon Sts. Iloilo City	Branch Office
Rizal Com'l Banking Corp-Iloilo-Mabini	Go Pun Bldg Mabini St. Iloilo City	Branch Office
Security Bank Corp -Iloilo	Cor Ledesma & Quezon St. Iloilo City	Branch Office
Security Bank Corp -La Paz	Luna St. La Paz Iloilo City	Branch Office
Union Bank Of The Phils -Iznart Nt	Villanueva Bldg Iznart St. Iloilo City	Branch Office
Union Bank Of The Phils -Iloilo	Ledesma Cor Liberation, Iloilo City	Branch Office
United Coconut Planters -Iznart	Iznart St., Iloilo City	Branch Office
United Coconut Planters -Jaro	Rizal Ave & Libertad Jaro Iloilo City	Branch Office
United Coconut Planters -Mabini	J&B Bldg Mabini St Iloilo City	Branch Office

Table 33. Thrift Banks

As of 2011

NAME OF BANKS	LOCATION	TYPE OF OFFICE
Equicom Savings Bank Inc-Iloilo City	Alexa Bus Ctr Ledesma St. Iloilo City	Branch Office
Bpi Family Savings Bank -Iloilo/Quezon	Juan Yok Din Bldg. Quezon St. Iloilo	Branch Office
Sterling Bank Of Asia -Iloilo	Montinola Bldg. Ledesma St Iloilo City	Branch Office
Isla Bank(A Thrift Bank)-Iloilo	Hm Bldg Plaza Jaro Iznart St. Iloilo	Branch Office
Malayan Bank S M B -Iloilo City	Parking Bldg Robinsons, Iloilo City	Branch Office
Phil Postal Savings Bank-Iloilo	J A Tan Bldg Iznart St. Iloilo City	Branch Office
Phil Savings Bank -Iloilo-Iznart	533 Iznart St. Iloilo City	Branch Office
Phil Savings Bank - Iloilo-Quezon	23 Quezon St. Iloilo City	Branch Office
Rcbc Savings Bank Inc -Jalandoni	Jalandoni San Agustin, Iloilo City	Branch Office
Rcbc Savings Bank Inc -La Paz Branch	Barangay Bantad La Paz Iloilo City	Branch Office
Robinsons Savings Bank -Robinsons/Iloilo	Robinsons Place Mabini St. Iloilo	Branch Office
Philippine Business Bank-Iloilo City	25 Quezon St. Iloilo City	Branch Office
Ucpb Savings Bank - Iloilo	Angeles Arcade De Leon St. Iloilo	Branch Office
Business & Consumers Bank	Simon Ledesma St. Jaro Iloilo City	Head Office
Lbc Development Bank -Iloilo Branch	Rosary Bldg. Iznart Iloilo City	Branch Office
Wealth Bank-A Dev't Bank-Iloilo City	Acce Bldg. Ledesma St. Iloilo City	Branch Office
Iloilo City Development Bank	Dolores O Tan Bldg. Valeria Iloilo	Head Office
Iloilo City Dev Bank -Barotac Nuevo	Hortillosa Zamora, Barotac Nuevo, Iloilo	Branch Office
Iloilo City Dev Bank -Molo	M H Del Pilar Molo, Iloilo City	Branch Office
Iloilo City Dev Bank -Sta Barbara	Magalona/Delgado Sta Barbara, Iloilo	Branch Office
Iloilo City Dev Bank - Jaro Iloilo City	Lilia Castilla Mercado Jaro, Iloilo	Branch Office
First Consolidated Bank -Iloilo City	Iloilo City	Branch Office
Planters Development Bank-Iloilo	Cua Bldg. Quezon St. Iloilo City	Branch Office
Queen City Development Bank	Queen Bank Mapa St. Iloilo City	Head Office

NAME OF BANKS	LOCATION	TYPE OF OFFICE
Queen City Dev't Bank -Lapaz	Huervana St. Lapaz Iloilo City	Branch Office
Queen City Dev't Bank -Valeria	Queenbank Valeria-Solis Sts. Iloilo	Branch Office
Queen City Dev't Bank -Mapa	Mapa St. Iloilo City	Branch Office
Queen City Dev't Bank -Plazuela	Plazuela B. Aquino, Mandurriao Iloilo	Branch Office
Penbank Inc (A Pdb) -Iloilo-Robinsons	Robinsons Place Mabini St. Iloilo City	Branch Office
Penbank Inc (A Pdb) -Iloilo-Jaro	Tabu Suba Jaro, Iloilo City	Branch Office
City Savings Bank -Iloilo City	B&C Bldg Iznart Solis Sts. Iloilo Ct	Branch Office
City Savings Bank -Leganes	Pestano Gustilo St. Leganes, Iloilo	Branch Office

Table 34. Rural And Cooperative Banks

As of 2011

NAME OF BANKS	LOCATION	TYPE OF OFFICE
Cooperative Bank Of Iloilo	Bonifacio Drive 5000, Iloilo City	Head Office
Racso's Bank Inc (A Rural Bank)	Guimbal, Iloilo	Head Office
Racso's Bank Inc (A Rb) - Igaras	Igaras, Iloilo	Branch Office
Racso's Bank Inc (A Rb) - Oton	Oton, Iloilo	Branch Office
Racso's Bank Inc (A Rb) -Bus Lending Center Tubungan	Tubungan, Iloilo	Other Banking Office
First Midland Rural Bank Inc	New Lucena, Iloilo	Head Office
First Midland Rb Inc -Mina Branch	Mina, Iloilo	Branch Office
First Midland Rb Inc -Iloilo City	Guanco, Iloilo City	Branch Office
Janiuay Rural Bank Inc	Janiuay, Iloilo	Head Office
Janiuay Rural Bank Inc -Molo Loan Extension Office	Mh Del Pilar St. Molo Iloilo City	Other Banking Office
First State Rural Bank -Iloilo City	Iloilo City, Iloilo	Branch Office
Rb Of Alimodian Inc	Alimodian, Iloilo	Head Office
Rb Of Alimodian Inc -Leon	Leon, Iloilo	Branch Office
Anilao Bank (Rb Anilao (Iloilo) Inc	Public Market Anilao, Iloilo	Head Office
Anilao Bank (Rb Anilao) -Pototan	Pototan, Iloilo	Branch Office
Rb Of Badiangan Inc.	Badiangan, Iloilo	Head Office
Progressive Bank Inc(Prog.A Rb Inc)	Balasan, Iloilo	Head Office
Progressive Bank Inc-Jaro	Jaro, Iloilo City	Branch Office
Progressive Bank Inc-Pototan	Pototan, Iloilo	Other Banking Office
Rb Of Barotac Nuevo Inc	L.Araneta St Barotac Nvo, Iloilo City	Head Office
Rb Of Barotac Viejo Inc	Zulueta Dr. Pob. Barotac Viejo, Iloilo	Head Office
Rb Of Barotac Viejo Inc - Ajuy	Ajuy, Iloilo	Branch Office
Rb Of Barotac Viejo Inc -Concepcion	Concepcion, Iloilo	Branch Office
Rb Of Barotac Viejo Inc -Estancia	Estancia, Iloilo	Branch Office
Bangko Buena(A Rb)-Rb Of Buenavista	23 Valeria & Rizal Sts. Iloilo City	Head Office
Bangko Buena Inc (A Rb) -Lambunao	Coalition-Gonzales Sts. Lambunao Iloilo	Branch Office
Bangko Buena Inc (A Rb) -Mandurriao	M-Q Alberto Mandurriao, Iloilo City	Branch Office
Bangko Buena Inc (A Rb) -Barotac Nuevo	Barotac Nuevo, Iloilo	Branch Office
Bangko Buena Inc (A Rb) -Sta Barbara	Bolong Eseye Sta. Barbara, Iloilo	Branch Office
Bangko Buena Inc (A Rb) -Estancia	A Reyes Ave Estancia, Iloilo	Branch Office

NAME OF BANKS	LOCATION	TYPE OF OFFICE
Rb Of Cabatuan (Iloilo) Inc	Cabatuan, Iloilo	Head Office
Rb Of Calinog Inc	Calinog, Iloilo	Head Office
Rb Of Dumangas Inc	Dumangas, Iloilo	Head Office
Rb Of Dumangas Inc -Iloilo	La Paz, Iloilo City	Branch Office
Rb Of Dumangas Inc-Dingle	Dingle, Iloilo	Branch Office
Rb Of Guimbal Inc	Gerona St. Guimbal 5022 Iloilo	Head Office
Rb Of Guimbal Inc -Oton	Oton, Iloilo	Branch Office
Rb Of Guimbal Inc -Estancia	Cudilla & Somes Sts. Estancia, Iloilo	Branch Office
Rb Of Guimbal Inc -Iznart Bus Ctr & Liaison Off	Iznart St. Iloilo City	Other Banking Office
Rb Of Iloilo City Inc	Luna St. La Paz Iloilo City	Head Office
Rb Of Leganes Inc	Quintin Salas St. Pob. Leganes, Iloilo	Head Office
Life Bank-Rb Of Maasin (Iloilo)	Taft St. Maasin, Iloilo	Head Office
Life Bank-Rb Of Maasin -Sta Barbara	Sta Barbara, Iloilo	Branch Office
Bank Of Makati (A Rb) -Iloilo Ct	Iloilo City, Iloilo	Branch Office
Rb Of Malinao (Aklan) -Cabatuan	Cabatuan, Iloilo	Branch Office
Rb Of Marayo(Negros Occ)-Banate	Banate, Iloilo	Branch Office
Rb Of Marayo(Negros Occ)-Passi City Info & Lending Ctr.	Salvacion St. Passi City, Iloilo	Other Banking Office
Rb Of Miagao Inc	Noble St. Miagao, Iloilo	Head Office
Green Bank Inc (A Rb) -Iloilo	Iloilo City, Iloilo	Branch Office
Green Bank Inc (A Rb) -Pototan	San Jose St. Pototan, Iloilo	Other Banking Office
Green Bank Inc (A Rb) -Passi City Other Banking Office	Cor F Palares-Mercado Sts. Passi City	Other Banking Office
Rb Of Oton Inc	Mabini St. Oton, Iloilo	Head Office
Rb Of Pavia Inc	Cor Hendriana Sumakwel, Pavia, Iloilo	Head Office
Rb Of Pototan Inc	Pototan, Iloilo	Head Office
Rb Of San Enrique Inc	Salvacion Cor San Juan Sts. Passi City	Head Office
Rb Of San Enrique Inc -Iloilo	Bonifacio Drive, Iloilo City	Branch Office
Rb Of San Enrique Inc -San Enrique	San Enrique, Iloilo	Branch Office
Rb Of San Enrique Inc -Dingle	Dingle, Iloilo	Branch Office
Rb Of San Enrique Inc -La Paz Corp Off & Bus Devt Center	La Paz, Iloilo City	Other Banking Office
Rb Of San Miguel (Iloilo) Inc	Sn Raymundo St. Pob. Sn Miguel, Iloilo	Head Office
Rb Of Sta Barbara (Iloilo) Inc	Sta. Barbara, Iloilo	Head Office
Rb Of Sta Barbara (Ilo) -Barotac Viejo	Barotac Viejo, Iloilo	Branch Office
Rb Of Tigbauan Inc	Tigbauan, Iloilo	Head Office
New Rb Of Victorias Inc - Iloilo	Iloilo City	Branch Office
Rb Of Zarraga Inc	Zarraga, Iloilo	Head Office
Valiant Rural Bank Inc	41 Mabini St. Iloilo City	Head Office
Valiant Rural Bank Inc -Duenas Branch	Duenas, Iloilo	Branch Office
Valiant Rural Bank Inc -Estancia	Estancia, Iloilo	Branch Office
Valiant Rural Bank Inc -Janiuay Lcdp	Aquino Nobleza St. Janiuay, Iloilo	Other Banking Office
Valiant Rural Bank Inc -Sara Lcdp	Nerio Salcedo St. Pob. Market, Sara	Other Banking Office
Valiant Rural Bank Inc -Banate Lcdp	Real St. Banate Iloilo	Other Banking Office
Valiant Rural Bank Inc -San Joaquin Lcdp	Pob. San Joaquin, Iloilo	Other Banking Office
Development Bank Phil.-Iloilo	I. Dela Rama St., Iloilo City	Branch Office

NAME OF BANKS	LOCATION	TYPE OF OFFICE
Development Bank, Phil -Jaro	E. Lopez St. Plaza Jaro, Iloilo City	Branch Office
Land Bank Of The Phils -Iloilo	Cor Iznaart-Solis Sts., Iloilo City	Branch Office
Land Bank Of The Phils -Passi	Simeon Aguilar St. Passi, Iloilo	Branch Office
Land Bank Of The Phils -UP Miag-ao	UP Visayas Campus, Miag-ao, Iloilo	Branch Office
Land Bank Of The Phils -Sara	Parcon Bldg., Castor St., Sara, Iloilo	Branch Office
Land Bank Of The Phils -Jaro	Celis Cmpnd. Commission Civil, Jaro	Branch Office
Land Bank Of The Phils -Plaza Libertad	Plaza Libertad, Iloilo City	Branch Office
Land Bank Of The Phils -Gaisano	Gaisano, Iloilo City	Branch Office
Opportunity Kauswagan Bank(A Mf Tb)	A&L Bldg E. Lopez St. Jaro, Iloilo City	Head Office
Opportunity Kauswagan -Leon Other Banking Office	Leon, Iloilo	Other Banking Office
Opportunity Kauswagan-Miagao Other Banking Office	Quezon St. Miagao, Iloilo	Other Banking Office
Opportunity Kauswagan -Cabatuan	Cabatuan, Iloilo	Other Banking Office
Opportunity Kauswagan -Pototan	Pototan, Iloilo	Other Banking Office
Card Bank Inc (A Mf Rb) -Iloilo City	Rtg Bldg. Quezon St. Iloilo City	Mf Branch
Card Bank Inc (A Mf Rb) -Miag-Ao	Miag-ao, Iloilo	Mf Branch
Card Bank Inc (A Mf Rb) -Passi City	Sn Juan Pob Ilawod Passi City, Iloilo	Mf Branch
Card Bank Inc (A Mf Rb) -Estancia	Brgy. Tabu-an Estancia, Iloilo	Mf Branch
Card Bank Inc (A Mf Rb) -Molo	A San Antonio St Molo, Iloilo City	Other Banking Office
Card Bank Inc (A Mf Rb) -Mandurriao	Q Abeto St. Mandurriao, Iloilo City	Other Banking Office
Card Bank Inc (A Mf Rb) -Jaro	Jaro, Iloilo City	Other Banking Office
Card Bank Inc (A Mf Rb) -Arevalo	J V Jocson St. Villa, Iloilo City	Other Banking Office
Card Bank Inc (A Mf Rb) -La Paz	Jereos St. La Paz, Iloilo City	Other Banking Office
Card Bank Inc (A Mf Rb) -Molo 2	East Baluarte Molo, Iloilo City	Other Banking Office
Card Bank Inc (A Mf Rb) -Jaro 2	Lopez Jaena St. San Isidro, Jaro Iloilo	Other Banking Office
Card Bank Inc (A Mf Rb) -Guimbal Other Banking Office	Guimbal, Iloilo	Other Banking Office
Card Bank Inc (A Mf Rb) -San Joaquin 1 Other Banking Office	San Joaquin, Iloilo	Other Banking Office
Card Bank Inc (A Mf Rb) -Tigbauan Other Banking Office	Tigbauan, Iloilo	Other Banking Office
Card Bank Inc (A Mf Rb) -Igaras Other Banking Office	Igaras, Iloilo	Other Banking Office
Card Bank Inc (A Mf Rb) -Leon 1 Other Banking Office	Leon, Iloilo	Other Banking Office
Card Bank Inc (A Mf Rb) -Pavia 1 Other Banking Office	Pavia, Iloilo	Other Banking Office
Card Bank Inc (A Mf Rb) -Pavia 2 Other Banking Office	Pavia, Iloilo	Other Banking Office
Card Bank Inc (A Mf Rb) -Oton 1 Other Banking Office	Oton, Iloilo	Other Banking Office
Card Bank Inc (A Mf Rb) -Oton 2 Other Banking Office	Oton, Iloilo	Other Banking Office
Card Bank Inc (A Mf Rb) -Guimbal 2 Other Banking Office	Guimbal, Iloilo	Other Banking Office
Card Bank Inc (A Mf Rb) -San Joaquin 2 Other Banking Office	San Joaquin, Iloilo	Other Banking Office
Card Bank Inc (A Mf Rb) -Tigbauan 2 Other Banking Office	Tigbauan, Iloilo	Other Banking Office
Card Bank Inc (A Mf Rb) -Igaras 2 Other Banking Office	Igaras, Iloilo	Other Banking Office
Card Bank Inc (A Mf Rb) -Leon 2 Other Banking Office	Leon, Iloilo	Other Banking Office
Card Bank Inc (A Mf Rb) - Dingle	Dingle, Iloilo	Other Banking Office
Card Bank Inc (A Mf Rb) -Pototan	Pototan, Iloilo	Other Banking Office
Card Bank Inc (A Mf Rb) -Sara	Sara, Iloilo	Other Banking Office

Source: Bangko Sentral ng Pilipinas, Region VI

F. TOURISM

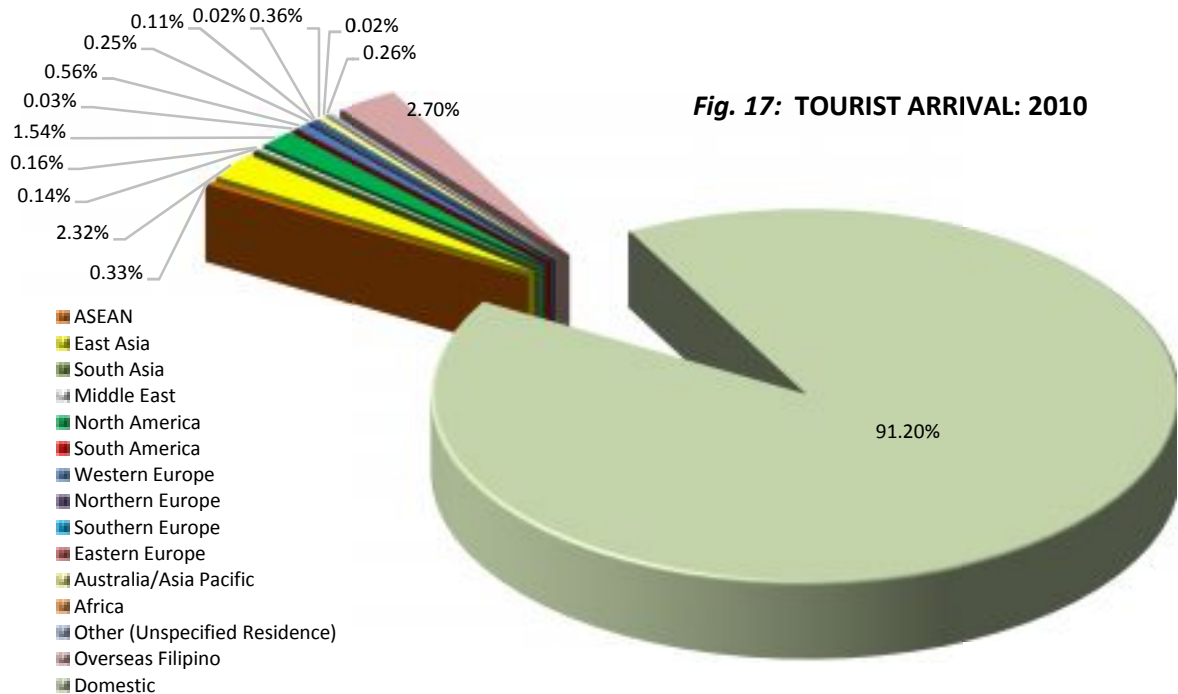
1. Tourist Arrival

Table 35. Yearly Tourist Arrival

Province of Iloilo/Iloilo City: Jan – Dec 2010

Region of Residence	Number	Percent%
ASEAN	1,075	0.33%
East Asia	7,557	2.32%
South Asia	446	0.14%
Middle East	533	0.16%
North America	5,011	1.54%
South America	83	0.03%
Western Europe	1,837	0.56%
Northern Europe	802	0.25%
Southern Europe	354	0.11%
Eastern Europe	62	0.02%
Australia/Asia Pacific	1,187	0.36%
Africa	70	0.02%
Other (Unspecified Residence)	858	0.26%
Overseas Filipino	8,785	2.70%
Domestic	296,969	91.20%
Total	325,629	100.00%

Source: Dept. of Tourism, Region VI



2. List of DOT Accredited Hotels in Iloilo City

As of 2010

a.) Standard Class Hotels

Sarabia Manor Hotel & Convention Center

101 Gen. Luna St., Iloilo City
Tel. # (033) 335-1021 Fax 337-9127
E-mail: reservation@sarabiamanorhotel.com
Contact Person: Mr. Robert Ferrer
186 rooms

Amigo Terrace Hotel

Cor. Iznart-Delgado Sts., Iloilo City
Tel. (033) 335-0908 Fax 335-0610
E-mail: amigoterrace@yahoo.com
Contact Person: Ms. Marie Jean Cordero
99 rooms

Hotel del Rio

M.H. del Pilar St., Molo, Iloilo City
Tel. (033) 335-1171 Fax 337-0736
E-mail: stay@hoteldelrio.net
Contact Person: Ms. Arlette Ledesma
57 rooms

Days Hotel

4th Flr. Atrium Bldg. Gen. Luna St., Iloilo City
Tel. (033) 337-3297 Fax 337-8000
E-mail: reservations@dayshotel.com
Contact Person: Mr. Julius Dario
70 rooms

EON Centennial Plaza Hotel

Jalandoni St., Iloilo City
Tel. (033) 337-2277 Fax 337-2299
E-mail: centennial@pltdsl.net
Contact Person: Ms. Bernadette Tiu
46 rooms

The Grand Dame Hotel

Cor. Rizal & Huervana Sts., La Paz, Iloilo City
Tel. (033) 3205252/3205353
Fax No. (033) 3205656
Email: gdbooking@gmail.com
Website: www.granddame.net
Contact Person: Mr. Manuel Gruenberg
35 rooms

Iloilo Grand Hotel

Iznart St., Iloilo City
Tel. No. 3351801 to 04 Fax 335-0456
E-mail: iloiograndhotel@yahoo.com
URL: www.iloiograndhotel.com
Contact Person: Mr. Robert Alor
107 rooms

Iloilo Business Hotel

G. Pison St., Diversion Road, Mandurriao, Iloilo City
Tel. No: (033) 3207972
E-mail: ilobusinesshotel@yahoo.com
Contact Person: Dr. Emilio R. Salcedo
59 rooms

b.) Economy Class Hotels

La Fiesta Hotel

M.H. del Pilar St., Molo, Iloilo City
Tel. (033) 338-0044 Fax 337-9508
E-mail: lafieta@mozcom.com
Contact Person: Dr. Teresa Sarabia
28 rooms

Iloilo Midtown Hotel Corp.

888 Yulo St., Iloilo City
Tel. (033) 336-8888 Fax 338-0888
E-mail: midtownhotel@iloilo.worldtelphil.com
Contact Person: Mr. Michael Uy
45 rooms

Century 21 Hotel

Quezon St., Iloilo City
Tel. Nos.: (033) 3358821 to 24
Contact Person: Ms. Judith Jabinigay
66 rooms

Highway 21 Hotel

Gen. Luna St., Iloilo City
Tel. Nos.: (033) 3351220 to 21 / 3351857
Contact Person: Mr. Romeo S. Go
83 rooms

Four Season Hotel

Cor. Fuentes-Delgado Sts., Iloilo City
Tel. (033) 336-1070 Fax 509-3888
E-mail: info@four-seasonhotel.com
Contact Person: Mr. Edgar Sia
59 rooms

The Residence Hotel

General Luna St., Iloilo City
Tel. (033) 338-1091 to 93

2. List of DOT Accredited Resorts

NAME	LOCATION
I. Class AA	
1. Punta Villa Resort , Inc.	Sto. Niño Sur, Arevalo, Iloilo City
II. Class A	
1. Sol Y Mar Family Beach Resort	Km. 20+800, Tigbauan, Iloilo
III. Special Interest Resort (SIR)	
1. Garilva Jun-Bee Recreation Center	DB Oñate St. Concepcion Iloilo
2. Pa-on Beach Club, Inc.	Brgy. Pa-on, Estancia, Iloilo

3. Tourist Destinations

Iloilo. A beautiful province resplendent with natural wonders, rich history, and warm, engaging people. Iloilo, they say is the heart of the Philippines. It is a small province with a big package. It prides itself as the center of education, trade, commerce and tourism in the region. It lies in the midst of both; air and sea traffic. From Manila, three major airlines have daily roundtrip



Photo by: Norman Posecion (USA-CAP)

flights that take about an hour, by boat, two shipping lines have regular trips taking about 20 hours, 12 times weekly. A relatively short trip and you are magically transported to a totally different environment. If ever, a place could truly be called a melting pot of people and cultures, Iloilo is it.

Iloilo is a junction over which Malay, Spanish, Chinese, American cultures met in the course of centuries. It has a colorful history that stretches back to a rich pre-colonial culture and the arrival of the first settlers, the Malaysians sometime in May 1212. Sailing across the seas from Borneo and

landed at the mouth of Siwaragan River at the southern tip of Iloilo in the town of San Joaquin. Its modern history began in 1566 when the Spaniards under Legaspi, established their first settlement in Oton. Christian doctrine was propagated, with the church as their house of worship and where people acquired their first education.

Today, over 1.7 million people with distinctive cultural heritage live and work side by side. Everywhere you go in Iloilo, you will see many breathtaking discoveries where one is pleasantly surprised. Images of Iloilo in the eighteenth century show manorial old houses, in their ornate facades combined with Classical Western influences and folk art motifs. Relics and mementos of the past abound. Mute yet eloquent, reminding everyone of Iloilo's colorful past bequeathed to the present. Wonderfully atmospheric old architecture blends harmoniously with its cosmopolitan landscape.

Peaceful climate, dynamism of the local economy, a better quality of life, rich pool of skilled workforce, and excellent accessibility and linkages are factors that help maintained its competitive position among other regions in attracting private investments and penetrating new markets for its products.

Iloilo is a place of perfect balance. It is fast-paced yet relaxed. The luxuries of cosmopolitan living in Iloilo City, the province's capital, complement the breathtaking beauty of the great outdoors.

Iloilo truly offers more than the usual, Culture and arts, Destinations, World-class festivals, Cuisine, People. Wherever you go, whatever you do, you will always enjoy the warmest and friendliest welcome in Iloilo.



4.a) HISTORICAL AND CULTURAL TOURIST DESTINATION

To GOD be the Glory



Photo by: Jun Fuerte

The present structure of **ST. THOMAS OF VILLANOVA PARISH OF MIAGAO** was started in December Of 1786 and was finished in 1797. As a place of worship and as a fort used in defending the town against Moro raids, the church boasts its artistic façade decorated with relief sculpture of St.

Christopher carrying the Christ child amidst coconut, papaya and guava shrubs. In February 16, 1963 it was awarded a historical marker by the Philippine Historical Commission; declared a National Shrine through a Presidential Decree No. 260 in August 1, 1973; and was listed by the UNESCO as one of the World Cultural Heritage Sites in 1994, the only one in Visayas and Mindanao.

The **ST. JOHN OF SAHAGUN PARISH OF TIGBAUAN**, built in 1578, is a fine example of Churrigueresque architecture or a lavish piling up of surface ornamentation, especially stone carvings commonly found in Spain and Spanish America.



Photo by: Jun Fuerte

Inside the church is a wide array of carefully laden tile mosaic such the station of the cross at the sides and Dante’s interpretation of heaven and earth in its altar. It is said to have one of the most beautiful altar murals in the region.

The Renaissance-Romanesque architectural structure of **ST. CATHERINE OF ALEXANDRIA PARISH OF LEON** was once known as the biggest stone edifice in the whole of Panay measuring 100 feet in width and 300 feet in length covering almost two streets of the town, Sta. Catalina and Sto. Niño. The rocks used were quarried from neighboring sitios.



Photo by: Jun Fuerte

The present Filipino-Baroque colonial architecture of **SANTA BARBARA CHURCH AND CONVENT** were built in 1845 and was finished in 1886. Made of adobe, coral and red bricks, the church and convent served as the headquarter of the Ilonggo Revolutionary Forces under Gen. Martin Delgado in 1898. It was declared as a national historical landmark by the National Historical Institute.



Photo by: Norman Posecion (USA-CAP)

The **CHURCH OF SAN JOAQUIN** was built in 1859 and finished in 1869. It is the only militaristic church in the Philippines with a bass relief of the historic battle in Tetuan, South Africa. It was constructed not only as a place of worship but as a defensive fortress against the Muslin marauders of the 19th century.



Photo by: Norman Posecion (USA-CAP)

The Tuscan-style **ST. THOMAS OF VILLANOVA CHURCH OF CABATUAN** was built in 1833 and was finished in 1866. It was noted to be the largest church in northern Iloilo and was much-adored that El Eco de Panay described it as the “Model of Temples”.



Photo by: Jun Fuerte

This one hectare tract of the **CATHOLIC CEMETERY OF JANIUAY** located east from poblacion, situated between barangays Aquino-Nobleza and Damu-ong was built in 1875. Built on top of a hill, it is one of the most beautiful of its kind in the country. It is made up of three grand arched entrance gates with individual staircases. The octagonal-shaped sapilla, partially overgrown with plants and shrubs, is the

centerpiece of the cemetery. In November 20, 1885, the cemetery was finished.


The Baroque architectural style of **ST. JOHN THE BAPTIST PARISH OF DINGLE** was built in 1876 and finished 1886. It is made of limestone quarried from the mountains of Bulabog Puti-an. It welcomes everyone with its 9-step ascending stairway towards the main entrance of the church.

4.b) Natural Tourist Destination

Explore Interesting Places



TANGKE, located on the southern side of Barangay Lantangan in Isla de Gigantes Sur, Carles is a hidden saltwater lagoon formed by a surrounding wall of granite monolithic cliffs that serve as the lagoon's fortress. The lagoon's rocky borders offer spelunkers and trekkers a number of caves with one-of-a-kind formations.



The golden sandy beach of **TAMBALIZA** in Concepcion is famous for its landmark, Mt. Manaphag or Pan de Azucar, the gem of the island. There is plenty of lush greenery and the ocean is a beautiful greenish hue that merges into a dark blue out in the open waters of the island.



Photo by: Roy Gatpatan

BULABOG PUTI-AN in Dingle offers a rare opportunity to get close to one of Iloilo's rarest limestone rock formation in Panay excluding Guimaras. It is situated in an area of rich biodiversity with caves that create a natural situation for its fragile environment. This old growth forest is also a perfect laboratory for the study of flora and fauna.

THE SANDBAR BEACH RESORT in BULUBADIANGAN is a satellite island of barangay Polopiña in Concepcion. It is a

45-minutermotorized boat ride from the wharf. It is considered as a local’s favorite because of its long stretch of sandbar. It has tent sites and picnic facilities and faces Offshore Mt. Manaphag.

BUCARI in Leon is tagged as the summer capital of the province. It has spacious green areas covered by pine trees is a perfect site for picnic and camping. It is filled with views of parallel mountain chains whereas the altitude increases, vegetation changes from forest to pine patches of cool temperature.



Photo by: Norman Posecion (USA-CAP)

The beachfront of **BAGO SIPOL ISLAND** in Concepcion is astonishing and almost indescribable. Its water ranges from the palest aquamarine and turquoise to the deepest sapphire matched with its sparkling white sand. Tourist who enjoys swimming and snorkeling are drawn to this island.



SALOG DAKU in Ajuy is a private resort famous for its tranquil beauty. Sprawl by the warm turquoise waters of the island and enjoy a fun-filled holiday on beautiful beaches with your family or relax in the arms of your loved one on an exotic beach holiday.

Known to be the Land of Waterfalls in Iloilo, the Municipality of Lambunao boasts of three prominent waterfalls inside the **MARIIT WILDLIFE CONSERVATION PARK** located inside the West Visayas State

University College of Agriculture and Forestry in Barangay Jayubo, Lambunao is a rescue and captive breeding center that houses exotic birds like Dolongan, and Tarictic Hornbill. It is also home for White-spotted deer, Warty pigs and Racquet-tail Parrots or Dangag. It is also home to three prominent waterfalls namely: Inas, Montillano and Aguas amidst majestic trees and flora endemic to the area.

4.c) Man-Made Tourist Destination

Partake in the Different Activities



CASA FIAMETTA in Barangay Tabucan, Barotac Nuevo is a 50-minuter drive or 28 kilometers north from the city. The area’s 5-hectare ranch offers riding, camping and kayaking activities, with bike trails and a pool for the whole family to enjoy. It also houses a riding school that offers lessons on English Equitation with modules from basic, intermediate and advanced courses. Accommodations includes air-conditioned log cabins with bath suitable for singles, couples and family.



Photo by: Felipe Uygongco

SNORKEL amidst the kaleidoscopic marine life and the coral garden in Barangay Cata-an in San Joaquin. If you are a beginner or an experienced diver, the marine reserve in the area will provide you with an amazing experience you will never forget. The best time to go is in the morning before anybody else starts snorkeling. You have the water to yourself and the tranquility of the morning.



DAMIRES HILLS, Tierra Verde located in Barangay Damires in Janiway is an inland resort an hour from Iloilo City. It has cogon huts, family rooms for an overnight stay, function rooms good for trainings and seminars and a stunning swimming pool. It is open from 7AM to 7PM every weekdays; Saturdays at 7AM to 9PM and Sundays from 7AM to 8PM.



MARBUENA ISLAND RESORT in Binongan-an Island, Ajuy is a 25-minuter motorized boat-ride from Barangay Mangorocoro, just 7 kilometers away from the town center.. It boasts of its sandbar and white sand beach with areas where thick mangroves grow over a beautiful beach ocean-front. The resort has air-conditioned and non-air-conditioned rooms and offers 4-island tour and 7-island tour around Ajuy.



Photo by: Norman Posecion (USA-CAP)

The **SANTA BARBARA GOLF COURSE** is the oldest existing golf course in the Philippines built in 1907. This 35-hectare, 18-hole golf course is carved from plain and rolling hills of Santa Barbara.

For an ecological experience, visit **TAMBALIZA ECO PARK AND RESORT** in Barangay Tambaliza, Concepcion. Everyone will enjoy this relaxing stroll along a boardwalk over a natural mangrove reserve area. The scenic Island of Botlog and the imposing Mt. Manaphag share the beautiful landscape of the area. Amenities include cottages, pavilion, open cottages and floating cottages. Entrance fee is P20.00 for a whole day visit at the park.



Photo by: Jay Palmares(USA-CAP)

The **Southeast Asian Fisheries Development Center or SEAFDEC** is an inter-governmental organization established in December 1967 for the purpose of promoting sustainable fisheries development in the region. This 40-hectare complex includes various laboratories, hatcheries and brood-stock tanks. It also house a museum-aquarium-visitor center dedicated to science and environment education about aquatic ecosystems and biodiversity, aquaculture, fisheries, Eco-tourism and the aquatic sciences.

4. d) Festivals And Events

	<u>MUNICIPALITY</u>	<u>FESTIVALS</u>	<u>DATE CELEBRATED</u>
1	Ajuy	Tambobo Festival	September 8-10
2	Alimodian	Christmas Tree and Lantern Making Contest	Whole month of December
3	Anilao	Banaag Festival	November 1
4	Badiangan	Pandayan Festival	Last week of June
5	Banate	Kasag Festival	3 rd week of June
6	Barotac Nuevo	Football Festival	1st-2nd week of June
7	Barotac Viejo	Taltal	Good Friday
8	Barotac Viejo	Baroto sa Lutac Race	Last week of June
9	Cabatuan	Tinuom Festival	1st Sunday of September
10	Calinog	Hirinugyaw-Suguidanonay Festival	Last Sunday of January
11	Concepcion	Tampisaw Festival	Last week of April
12	Dueñas	Anihan Festival; Camote Festival	Last week of September; 15 th of May
13	Dumangas	Haw-as Festival	Last week of October
14	Guimbal	Bantayan Festival; Pandayan Festival	A week before Holy Week ; last week of March
15	Igbaras	Tangyan Festival	3rd week of May
16	Iloilo Provincial Capitol Grounds	Sinadya sang mga Banwa	3rd weekend of January
17	Iloilo Provincial Capitol Grounds	Semana Sang Iloilo	2nd week of April
18	Janiuay	Lanot Festival	January 19
19	Janiuay	Gugma Sang Paskua: Festival of Lights	December 1-31
20	Lambunao	Binanog Festival	2nd Sunday of January
21	Leganes	Saad Festival	1st week of April
22	Leganes	Biray-Paraw	Last week of June
23	Lemery	Saug Festival	January 26-28
24	Leon	Handuraw Festival	September 1
25	Maasin	Tultugan Festival	4th week of December
26	Miag-ao	Salakayan Festival	1st week of February
27	New Lucena	Cry of Jellicuon Festival; Jimanban Festival	Last week of October; Jan. 18-24
28	Oton	Katagman Festival	1st week of May
29	Oton	Sandiya Festival; Light a Tree Program	1st week of December; Every Dec. 15-22
30	Passi City	Pintados de Pasi	3rd week of March
31	Pavia	Carabao Carroza Festival	1st week of May
32	Pavia	Tigkaralag Festival	October 30
33	Pototan	Iwag Christmas Lights Festival	3rd week of December
34	San Joaquin	Pasungay Festival	16 th of January
35	San Joaquin	Bayluhay Festival	3rd week of January
36	San Miguel	Pasidungog kay Señor San Miguel Festival	last week of December
37	Sara	Sulay Basya Festival	3rd week of June
38	Sta. Barbara	Kahilwayan Festival	November 17
39	Tigbauan	Salundan Festival; Burihan Festival	Last week of October; 1 st week of February
40	Tubungan	Tubong-Tubong Festival	May 1
41	Zarraga	Pantat Festival	3rd week of December

IV. SOCIAL SERVICES

A. EDUCATION

1. Formal Education

a. ELEMENTARY AND SECONDARY

Table 36. Performance Indicator

Division of Iloilo: SY 2010-2011

INDICATORS	Elementary (%)	Secondary (%)
Participation Rate	94.91	82.99
Survival Rate	81.77	82.12
Retention Rate	92.29	91.19
Repetition Rate	3.06	4.19
Graduation Rate	96.92	94.02
Completion Rate	81.04	78.72
Transition Rate	92.84	64.67
Drop-out Rate	1.96	5.61
Teacher-Pupil Ratio*	1:28	1:32
Textbook-Student Ratio*	1:26	1:44

Note: * School Year 2008-2009

Source: DepEd, Division of Iloilo

Literacy Rate

Region VI: 2003

	Both Sexes	Male	Female
Basic Literacy Rate(10 yrs. old & over)	92.8%	91.6%	94.0%
Functional Literacy Rate(10-64 yrs. old)	81.5%	77.7%	85.2%

Source: NCSB, Region VI

Table 37. Enrolment & No. of Teachers and Facilities in Public & Private Elementary & Secondary Schools

Division of Iloilo: SY 2010-2011

Level of Education	Public			Private		
	Male	Female	Both Sexes	Male	Female	Both Sexes
Enrolment						
Elementary	123,089	110,658	233,747	4,503	4,255	8,758
Secondary	65,197	62,373	127,570	3,873	3,853	7,726
Graduates						
Elementary			31,656	602	604	1,206
Secondary			26,525	843	898	1,741
No. of Teachers						
Elementary			8,101			485*
Secondary			3,987			350

Note: * SY 2008-2009

SCHOOL Division of Iloilo:SY 2010-2011	Number of Schools	
	PUBLIC	PRIVATE
Elementary	984	81
Secondary School	174	39

Facilities Division of Iloilo:SY 2009-2010	Public
School Desk	
Elementary	17,778
Secondary	-
TACs / Armchairs	
Elementary (Armchair)	109,696
Secondary	111,601
Classroom	
Elementary	8,698
Secondary	2,885
Shop *	
Elementary	249
Secondary	100
H.E. *	
Elementary	492
Secondary	91
Library *	
Elementary	339
Secondary	118
Science Lab. *	
Elementary	99
Secondary	100
Sets of Tables and Chairs	
Elementary	38,532
Secondary	359

Note: *= 2009-2010 Data

Source: DepEd, Division of Iloilo

b. TERTIARY EDUCATION

Table 38. Enrolment and No. of Graduates in Public & Private Tertiary & Technical Education
S.Y. 2010-2011

Tertiary Education	Public			Private		
	Male	Female	Total	Male	Female	Total
ENROLMENT	15,452	19,959	35,411	27,180	27,657	54,837
Iloilo	11,507	13,885	25,392	1,081	283	1,364
Iloilo City	3,945	6,074	10,019	26,099	27,374	53,473
GRADUATES	2,991	4,114	7,229	3,702	3,728	7,430
Iloilo	2,324	2,802	5,250	71	11	82
Iloilo City	667	1,312	1,979	3,631	3,717	7,348
Schools under the supervision of CHED						
	Public			Private		
Iloilo	22			4		
Iloilo City	3			23		

Source: CHED

c. TECHNICAL EDUCATION (SY 2010-2011)

Technical Education	Public			Private		
	Male	Female	Total	Male	Female	Total
ENROLMENT	4,404	3,630	8,033	5,203	5,663	10,866
Iloilo	2,895	2,919	5,814	555	523	1,078
Iloilo City	1,508	711	2,219	4,648	5,140	9,788
GRADUATES	2,158	1,423	3,581	1,129	1,597	2,726
Iloilo	1,245	1,145	2,390	193	147	340
Iloilo City	913	278	1,191	936	1,450	2,386
Number of Teachers as of December 2010	232			242		
No. of Schools Offering Technical/Vocational Education and Training as of JUNE 2010	16			62		

Source: TESDA Provincial Office

2. Non-Formal Education

Table 39.No. of Classes, Enrolment & Graduates in Non-Formal Education
Division of Iloilo:SY 2010-2011

Key Area	No. of Classes	ENROLMENT			GRADUATES		
		Male	Female	Total	Male	Female	Total
I. Functional Literacy							
GAA Funded (Basic Literacy/A&E)	22	1,783	817	2,600	1,783	817	2,600
Self-Help	116	1,910	1,111	3,021	1,910	1,111	3,021
II. Livelihood Skills							
Livelihood/Vocational Classes	23	81	401	482	81	401	482
Technical Classes	10	205	32	237	205	32	237
III. Values Education							
Responsible Parenthood	7	33	133	166	33	133	166
IV. Special Projects							
Family Literacy	1		15	15		15	15
Eskwela	1	41	3	44	41	3	44
Literacy for IP's	1	59	41	100	59	41	100
Radio Based Instruction	1	15	32	47	15	23	38
BP-OSA Program	5	173	77	250	173	77	250

Source: DepEd, Division of Iloilo

B. HEALTH SERVICES

1. Health Status

a. Population Indicators

Province of Iloilo: CY 2010

Crude Birth Rate /1,000 population	18.86
Crude Death Rate /1,000 population	4.85
Infant Death Rate /1,000 live birth	10.75
Maternal Death Rate /100,000 live birth	18.97
Perinatal Death Rate /1,000 live birth	1.74
General Fertility Rate*	81.66

**Total no. of livebirths per 1000 population of child bearing women ages 15-49 years*

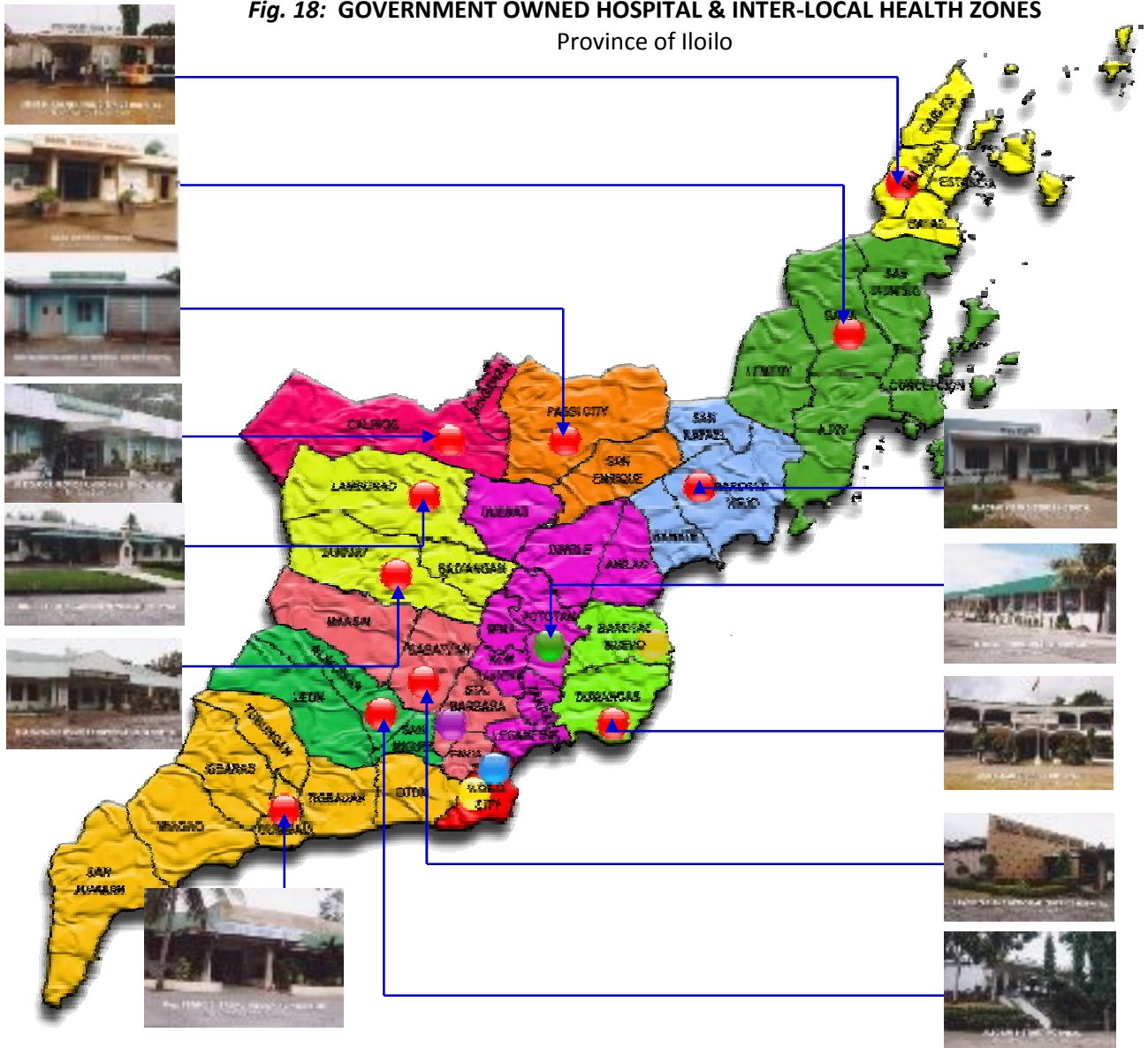
b. Health Facilities

Province of Iloilo: 2010

Hospitals Managed by the Province	Location	Allowable Bed Capacity
Iloilo Provincial Hospital	POTOTAN	100
Rep. Pedro M. Trono Memorial District Hospital	GUIMBAL	50
Aleosan District Hospital	ALIMODIAN	50
Ramon Tabiana Memorial District Hospital	CABATUAN	50
Dr. Ricardo Y. Ladrido Memorial District Hospital	LAMBUNAO	50
Dumangas District Hospital	DUMANGAS	50
Sara District Hospital	SARA	50
Federico Roman Tirador Memorial District Hospital	JANIUAY	25
Dr. Ricardo S. Provido Memorial District Hospital	CALINOG	25
Don Valerio S. Palmares Memorial District Hospital	PASSI CITY	25
Jesus M. Colmenares Memorial District Hospital	BALASAN	25
Btac. Viejo District Hospital	BTAC. VIEJO	10
Main Health Centers	1 City Health Office; 42 MHC	
Brgy. Health Stations	397	
Government and Private Hospitals in Iloilo	Allowable Bed Capacity	
Western Visayas Medical Center	205	
West Visayas State University Medical Center	300	
Western Visayas Sanitarium	300	
St. Paul's Hospital	220	
Iloilo Doctor's Hospital, Inc.	300	
Iloilo Mission Hospital	230	
St. Therese MTCC Hospital	100	
Don Jose S. Monfort Medical Center Ext. Hospital	10	
Savior International Hospital	79	
AMOSOP (Seaman's Hospital)	43	

Source: Provincial Health Office, DOH R6

Fig. 18: GOVERNMENT OWNED HOSPITAL & INTER-LOCAL HEALTH ZONES
 Province of Iloilo



LEGEND:

- GUIMBAL ILHZ
- ALEOSAN ILHZ
- RCAMPS
- CIHZA
- DUMANGAS ILHZ

- District Hospital
- Provincial Hospital
- Western Visayas Medical Center
- Western Visayas Medical Center Extension Hospital
- Western Visayas Leprosarium
- Western Visayas State University Hospital

Table 40. Health Manpower (Government Based)
Province of Iloilo: 2010

Health Manpower	Field			Office			Hospital			TOTAL		GRAND TOTAL
	Male	Female	Total	Male	Female	Total	Male	Female	Total	MALE	FEMALE	
Doctors	16	36	52	1	3	4	31	57	88	48	96	144
Nurses	7	76	83	1	15	16	12	139	151	20	230	250
Dentists	5	24	29	2	1	3	3	20	23	10	45	55
Midwives	1	463	464		5	5		6	6	1	474	475
Medical Technologist	9	38	47	1	7	8				10	45	55
Sanitation Inspector	9	70	79		8	8				9	78	87
Dental Aide	4	4	8	2	4	6	5	14	19	11	22	33
Nutritionist- Dietitian		3	3		3	3		12	12		18	18
Social Welfare Officer					1	1		12	12		13	13
Sanitary Engineer					1	1					1	1
Statistician					2	2					2	2
Administrative				16	14	30	94	88	182	110	102	212
Med. Lab. Tech					1	1	3	1	4	3	2	5
Pharmacist					1	1		14	14		15	15
HEPO					2	2					2	2
Asst. Nut- Diet.					1	1					1	1
Nursing Attendant					1	1	7	97	104	7	98	105

Source: Provincial Health Office

3. Nutritional Status

Table 41. Nutritional Status of Pre-school and School Children
Province of Iloilo

Status	Male	Female	Total	Percent (%)
Preschoolers (2010)				
Estimated No. of Pre-School Children			324,559	
Total No. of Children Weighed	134,656	128,608	263,264	81.11%
Below Normal (Very Low)	1,093	1,377	2,470	0.94%
Below Normal (Low)	12,815	12,355	25,170	9.56%
Normal	119,340	113,568	232,908	88.47%
Above Normal	1,408	1,308	2,716	1.03%
Schoolers (SY 2010 -2011)				
Enrolment	134,707	123,427	258,134	99.43%
Pupils Weighed	133,742	122,930	256,672	
Severely Wasted	3,938	2,770	6,708	2.61%
Wasted	14,102	11,777	25,879	10.08%
Normal	112,137	105,950	218,087	84.97%
Overweight	2,815	2,042	4,857	1.89%
Obese	750	391	1,141	.44%

Source: PHO & DepEd

Nutritional Status

Fig. 19: PRE-SCHOOL CHILDREN: 2010

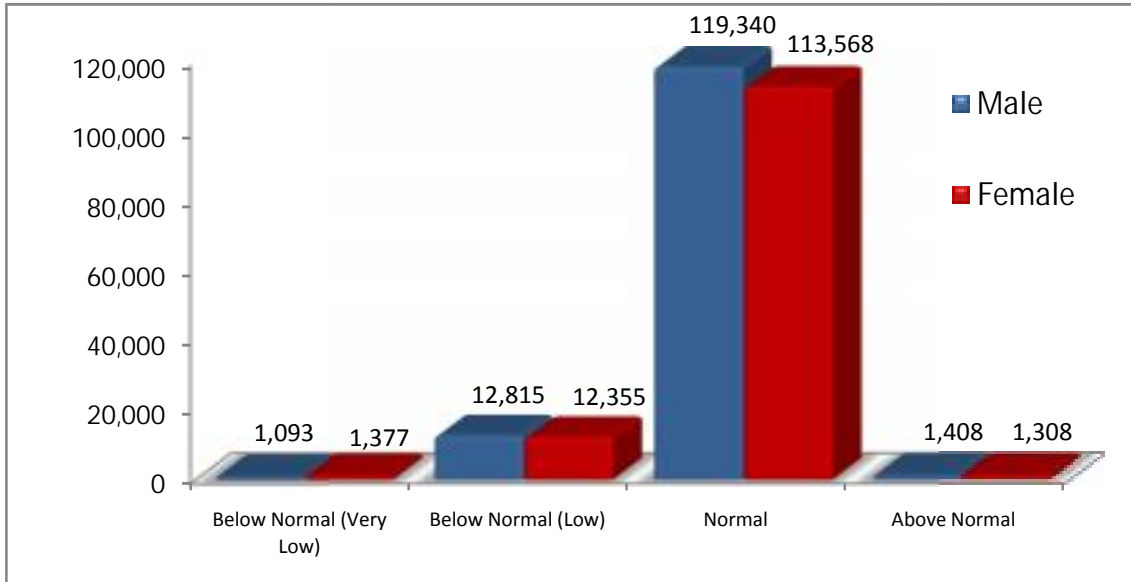


Fig. 20: SCHOOLERS: SY 2010-2011

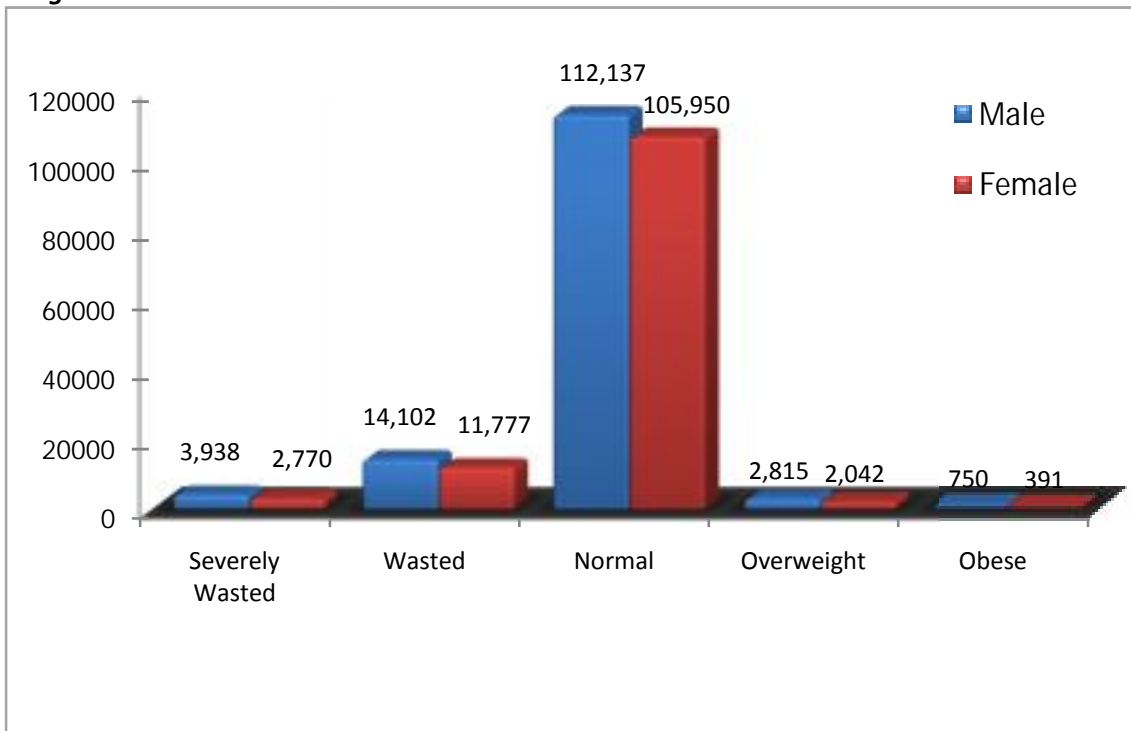


Table 42. Family Planning by Method of Preference by Quarter
Province of Iloilo: 2011

Indicators <i>Col.1</i>	Current User (Begin Qtr.) <i>Col.2</i>	Acceptors		Drop-out <i>Col.5</i>	Current Users (End Qtr.) <i>Col.6</i>	CPR Col.6/TP x 14.5% <i>Col.7</i>
		<i>New</i> <i>Col.3</i>	<i>Others*</i> <i>Col.4</i>			
a. Female Ster/BTL	6411	538	319	159	7109	
b. Male Ster/ Vesectomy	368	16	6	3	387	
c. Pills	21042	8610	6393	1086	32959	
d. IUD	3808	328	124	99	4161	
e. Injectables (DMPA)	6880	1664	586	350	8480	
f. NFP-CM	609	30	-	5	634	
g. NFP-BBT	5	-	-	5	-	
h. NFP-STM	15	993	-	-	1008	
i. NFP-SDM	935	15	16	425	741	
j. NFP-LAM	7215	3553	1644	2877	9535	
k. Condom	3749	236	133	72	4046	
					69,060	29.7%

*Others include CM, CC and RS.

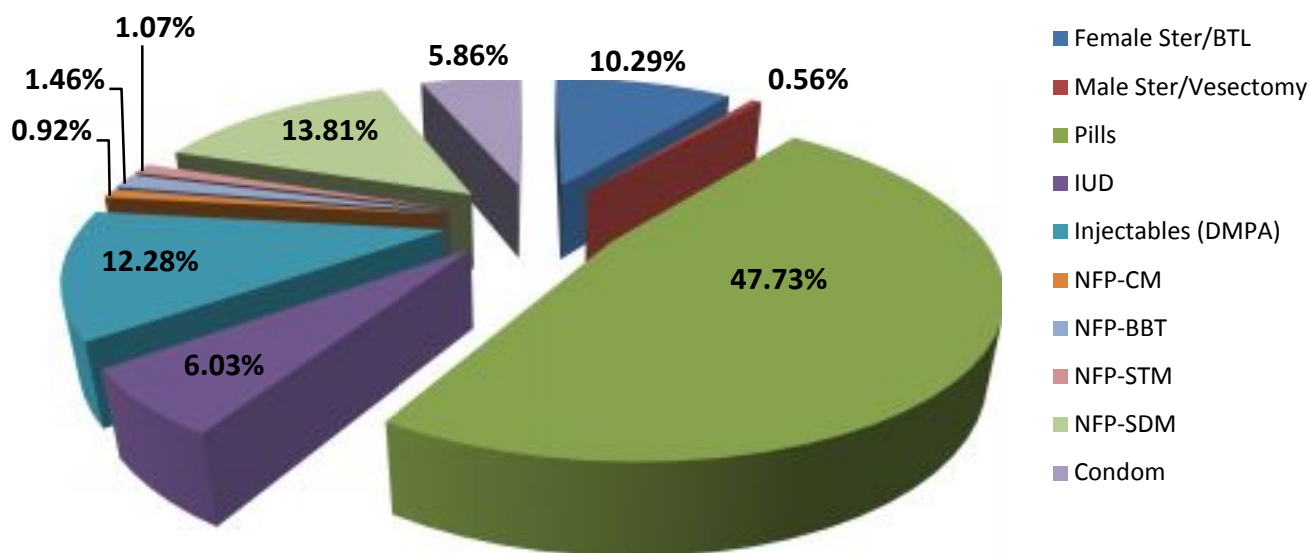


Fig. 21: FAMILY PLANNING BY METHOD OF PREFERENCE BY QUARTER
Province of Iloilo: 2011

C. SOCIAL WELFARE SERVICES

1. Social Welfare

Total Number of Clienteles Served

Province of Iloilo: 2010

Clientele	Male	Female	Total
Children	15,304	15,877	31,181
Youth	128	145	273
Individuals in Crisis Situation	1,126	2,538	3,664
Persons with Disability	5,219	4,528	9,747
Women	-	17,154	17,154
Senior Citizen	2,561	2,600	5,161
Solo Parent	1,365	5,057	6,422
TOTAL	25,703	47,899	73,602

2. Family Planning

Province of Iloilo: 2010

Total Number of MCRA's Identified	222,476
Contraceptive Prevalence Rate	29.7%
Number of BSPOs(Sept. 2011)	2,248

D. PEACE AND ORDER

1. Police

Table 43. Total Crime Volume

Province of Iloilo: Jan.-Dec. 2010

INDEX CRIMES												
AGAINST PERSONS					AGAINST PROPERTY					TOTAL INDEX CRIMES	INDEX CRIMES CLEARED	INDEX CRIMES SOLVED
Murder	Homicide	Physical Injuries	Rape	Total	Robbery	Theft	Carnapping	Cattle Rustling	Total			
158	68	632	141	999	258	416	18	9	701	1700	306	216

NON-INDEX CRIMES				
Violation of Special Laws	Other Non-Index Crimes	TOTAL NON-INDEX CRIMES	TOTAL NON-INDEX CLEARED CRIMES	TOTAL NON-INDEX CRIMES SOLVED
178	350	528	178	158

Total Crime Volume ----- 2,228 Crime Solved (2009)----- 374
 Total Crime Cleared ----- 484 Average Monthly Crime Rate-----40.17

2. Fire (2009)

Fire Incidence	107
Death	1
Injury	4
Fire Damages to Property:	Php 43,007,890.00

Source: IPPO, BFP

VI. LOCAL DEVELOPMENT ADMINISTRATION

A. LEGISLATORS *(House of Representatives)*

As of May 10, 2010 Election

1 st District:	:	HON. JANETTE L. GARIN
2 nd District	:	HON. AUGUSTO L. SYJUCO
3 rd District	:	HON. ARTHUR R. DEFENSOR, JR.
4 th District	:	HON. FERJENIL G. BIRON
5 th District	:	HON. NIEL C. TUPAS, JR.

B. PROVINCIAL OFFICIALS

As of May 10, 2010 Election

HON. ARTHUR D. DEFENSOR, SR.

Governor

HON. OSCAR “RICHARD” GARIN, JR.

Vice Governor

SANGGUNIANG PANLALAWIGAN MEMBERS

1 st District	:	Hon. Macario N. Napulan Hon. Gerardo N. Flores
2 nd District	:	Hon. June S. Mondejar Hon. Demetrio P. Sonza
3 rd District	:	Hon. Licurgo P. Tirador Hon. Manuel R. Gallar
4 th District	:	Hon. Hernan G. Biron, Jr. Hon. Shalene P. Hidalgo
5 th District	:	Hon. Nielo C. Tupas Hon. Jett C. Rojas
PCL, Pres.	:	Hon. Suzette T. Alquisada
LnB, Pres.	:	Hon. Jeneda Salcedo-Orendain
PPSK, Pres.	:	Hon. Charmine P. Devicente

- 14. Health and Sanitation**
 Chairman -----Hon. Macario N. Napulan
 Vice-Chairman-----Hon. Jett C. Rojas

- 15. Barangay Affairs**
 Chairman -----Hon. Jeneda C. Salcedo-Orendain
 Vice-Chairman-----Hon. Charmine P. Devicente

- 16. Labor and Employment**
 Chairman -----Hon. Gerardo N. Flores
 Vice-Chairman-----Hon. Emmanuel R. Gallar

- 17. Cultural Communities and Underprivileged**
 Chairman -----Hon. Nielo C. Tupas
 Vice-Chairman-----Hon. Gerardo N. Flores

- 18. Youth Affairs and Sports Development**
 Chairman -----Hon. Charmine P. Devicente
 Vice-Chairman-----Hon. Jeneda C. Salcedo-Orendain

- 19. General Services and Human Resources**
 Chairman -----Hon. Jeneda C. Salcedo-Orendain
 Vice-Chairman-----Hon. Macario N. Napulan

- 20. Public Order and Safety**
 Chairman -----Hon. Hernan G. Biron, Jr.
 Vice-Chairman-----Hon. Jett C. Rojas

- 21. Rules and Privileges, Ethics and Accountability**
 Chairman -----Hon. Macario N. Napulan
 Vice-Chairman-----Hon. Demetrio P. Sonza

- 22. Ordinances, Legal Matters and Inter-Government Relations**
 Chairman -----Hon. Suzette T. Alquisada
 Vice-Chairman-----Hon. Demetrio P. Sonza

- 23. Justice, Good Government and Human Rights**
 Chairman -----Hon. Demetrio P. Sonza
 Vice-Chairman-----Hon. Licurgo P. Tirador

- 24. Accounts**
 Chairman -----Hon. Suzette T. Alquisada
 Vice-Chairman-----Hon. Macario N. Napulan

- 25. Zoning and Land Use Planning**
 Chairman -----Hon. Jett C. Rojas
 Vice-Chairman-----Hon. Jeneda C. Salcedo-Orendain

- 26. Transportation and Communication**
 Chairman -----Hon. Shalene Palmares-Hidalgo
 Vice-Chairman-----Hon. June S. Mondejar

Source: SP Resolution No. 2011-053

C. DEPARTMENTS AND OFFICES

Province of Iloilo: As of 2010

Departments/ Offices	Chief of Office	Position Title
Governor's Office		
Information Communication Tech. Mgmt. Division	Ms. Salvacion L. Sibonga	Info. Tech. Officer. II
Provincial Council for Culture, Arts, History & Tourism Unit	Mr. Gilbert G. Marin	Officer-In-Charge, STOO
Community Affairs & Public Information Division	Mr. Jose Nerio C. Lujan	CAO IV
Medical Dental Services	Dr. Ma. Portia P. Manejero	Medical Officer V
Provincial Accountant's Office	Mr. Lyd P. Tupas	PGDH
Provincial Administrator's Office	Dr. Raul N. Banias	Provincial Administrator
Provincial Assessor's Office	Engr. Rudante T. Gupeteo	PGDH
Provincial Agriculture's Office	Dr. Ildefonso T. Toledo	PGDH
Provincial Budget Office	Ms. Elena D. Lim	PGDH
Provincial Cooperatives Development	Mr. Jerry V. Bionat	Chief, Coop. Dev't Specialist
Office of the Economic Enterprise	Mr. Francisco T. Heler, Jr.	PGDH
Provincial Engineer's Office	Engr. Gracianito L. Lucero	PGDH
General Services Office	Mr. Roquito M. Resano	OIC, PGADH
Human Resource Management and Development Office	Ms. Alma P. Ravena	OIC, PGADH
Provincial Legal Office	Atty. Dennis T. Ventilacion	Provincial Legal Officer
Provincial Library and Archives Office	Ms. Noemi H. Viejon	PGADH
Provincial Environment & Natural Resources Office	Ms. Soledad R. Sucaldito	PGDH
Provincial Population Office	Mr. Ramon C. Yee	PGDH
Provincial Planning & Development Office	Mr. Mario N. Nillos	PGDH
Provincial Social Welfare & Development Office	Ms. Neneth Q. Padar	PGDH
Iloilo Provincial Integrated Jail	Atty. Soteo G. Gardose	PGADH
Sangguniang Panlalawigan Office	Atty. Lorenzo T. Tubola	Secretary to the SP
Provincial Treasurer's Office	Dr. Melba B. Sullivan	PGDH
Provincial Veterinarian's Office	Dr. Silvino R. Teodosio, Jr.	PGDH
Provincial Health Office	Dr. Patricia Grace S. Trabado	Prov'l. Health Officer II
Iloilo Provincial Hospital	Dr. Prem T. Parcon	Chief of Hospital I
Aleoson District Hospital	Dr. Ma. Paz V. Calopez	Chief of Hospital I
Jesus M. Colmenares Memorial District Hospital	Dr. Eduardo M. Diaz	Chief of Hospital I
Ramon Tabiana Memorial District Hospital	Dr. Catalino B. Gumban	Chief of Hospital I
Dr. Ricardo S. Provideo Memorial District Hospital	Dr. Edgar C. Castaños	Chief of Hospital I
Dumangas District Hospital	Dr. George A. Acepacion	Chief of Hospital I
Rep. Pedro Trono District Hospital	Dr. Rafael S. Sabando	Chief of Hospital I
Dr. Ricardo Y. Ladrado Memorial District Hospital	Dr. Roberto C. Castronuevo	Chief of Hospital I
Don Valerio s. Palmares Memorial District Hospital	Dr. Roberto Gerard C. Yusay	Chief of Hospital I
Sara District Hospital	Dr. Jeremiah E. Obañana	Chief of Hospital I
Barotac Viejo District Hospital	Dr. Razel Jane P. Tupas	Chief of Hospital I
Federico Roman Tirador Memorial District Hospital	Dr. Noel Roy G. Gigare	Chief of Hospital I


















Source: HRMDO, Provincial Capitol

Table 44. Total No. of Provincial Employees by Office
As of August 2011

OFFICE	ELECTED		CO-TERMINUS		CASUAL		PERMANENT		TOTAL
	Male	Female	Male	Female	Male	Female	Male	Female	
Governor	1		8	3					12
Parks and Grounds					6	8			14
Information And Communication Technology Management Division (ICTMD)							5	4	9
Public Information Section (PIS)					1			3	4
Human Resource Management and Development Office (HRMDO)							4	16	20
Community Affairs and Resource Division (CARD)							1	6	7
Office for Culture, Arts, History and Tourism Unit							2	2	4
Provincial Administrator's Office			1		1		12	8	22
Provincial Planning and Development Office (PPDO)					1	1	12	24	38
Sangguniang Panlalawigan	11	3	34	23	6	5	16	27	125
Provincial Treasurer's Office					1	2	18	45	66
Provincial Assessor's Office					1		23	30	54
Provincial Budget Office					1	1	7	13	22
Provincial Accountant's Office					1	3	9	26	39
General Services Office (GSO)					1	1	58	37	96
Provincial Agriculture's Office					5		57	54	116
Provincial Veterinary's Office							2	2	4
Provincial Engineer's Office							176	28	204
Provincial Cooperative and Development Office							1	6	7
Iloilo Rehabilitation Center (IRC)							79	11	90
Medical/ Dental Service							1	8	9
Provincial Population Office							10	46	56
Provincial Legal Office			1				7	8	16
Provincial Library and Archives Office							4	7	11
Provincial Social Welfare and Development Office (PSWDO)							2	16	18
Provincial Environment and Natural Resources Office (PENRO)							9	11	20
Provincial Health Office (PHO)					4	2	39	130	175
Economic Enterprise Office							31	13	44
Iloilo Provincial Hospital (IPH)					4	2	44	97	147
Aleoson District Hospital					1	1	23	59	84
Jesus Colmenares Memorial District Hospital						2	11	31	44
Ramon Tabiana Memorial District Hospital					1	2	22	60	85
Ricardo S. Provido Memorial District Hospital						2	18	30	50
Dumangas District Hospital					1		24	38	63
Rep. Pedro Trono District Hospital					1	1	15	53	70
Dr. Ricardo Y. Ladrado Memorial District Hospital					3		18	48	69
Don Valerio S. Palmares Memorial District Hospital						2	9	30	41
Sara District Hospital						4	14	49	67
Barotac Viejo District Hospital						2	8	25	35
Federico Roman Tirador Memorial District Hospital							16	34	50
TOTAL	12	3	44	26	39	41	807	1,135	2,107

D. MUNICIPAL OFFICIALS

Province of Iloilo: As of 2011

Seal	Code	Municipality	Mayor	Vice Mayor	MPDC
	5012	Ajuy	Juan R. Alvarez	Jose C. Rojas IV	Alovelo C. Baqueriza
	5028	Alimodian	Juanito T. Alipao	Geefre A. Alonsabe	Nerissa A. Vasquez
	5009	Anilao	Ma. Theresa F. Debuque	June D. Sagrado	Renerio A. Limos
	5033	Badiangan	Suzzette A. Mamon	Serafin S. Villa, Jr.	Romaila A. Recabar
	5018	Balasan	Filomeno V. Ganzon	Simeon B. Ganzon II	Paulino L. Panes
	5010	Banate	Renerose B. Caborubias	Billy M. Bagcal	Elcia C. Boglosa
	5007	Btac. Nuevo	Hernan D. Biron, Sr.	George P. Demaisip	Duffie B. Botavora
	5011	Btac. Viejo	Niel C. Tupas III	Jovino B. Tugbang, Jr.	Marco Raul C. Ridad
	5016	Batad	Pedro A. Alarcon	Harnie B. Estebal	Ma. Theresa D. Sayat (Acting)
	5041	Bingawan	Matt P. Palabrica	Mark P. Palabrica	Dan P. Plagata
	5031	Cabatuan	Robert B. Maroma	Louvenn C. Leyso	Alfonso T. Carmelo
	5040	Calinog	Alex A. Centena	Roy D. Castor	Rhoda Lyn C. Panizales
	5019	Carles	Arnold A. Betita	Edsel I. Betita	Cerena B. Villanueva
	5013	Concepcion	Milliard S. Villanueva	Ariel C. Manipula	Rene A. Sobremonte
	5035	Dingle	Rufino P. Palabrica III	Jessie M. Alecto	Romeo L. Librando
	5038	Dueñas	Robert Martin U. Pama	Mamerto L. Pelopero III	Ma. Josie E. Abonador
	5006	Dumangas	Ronaldo B. Golez	Julito T. Diasnes, Jr.	Saul D. Deasis
	5017	Estancia	Rene D. Cordero	Rowena A. Placencia	Eugene V. Tentativa
	5022	Guimbal	Christine S. Garin	Mary Ann M. Suyao	Reymund E. Famatid (Acting)
	5029	Igaras	Vicente E. Escorpion, Jr.	Jaime E. Esmeralda	Wilfredo E. Delgado
	5034	Janiuay	Manuel Thomas FM H. Locsin	Paulino M. Parian	Elenita L. Cadete

Seal	Code	Municipality	Mayor	Vice Mayor	MPDC
	5042	Lambunao	Reynor R. Gonzales	Cesar L. Gonzales	Febe L. Tiongson
	5003	Leganes	Enrique M. Rojas	Jose Romi S. Marañon	Samson J. Jaspe
	5043	Lemery	Ligaya P. Apura	Eduardo R. Elegino	Marianito B. Alimo-ot
	5026	Leon	Rolito C. Cajilig	Ma. Lina C. Holipas	Bobby C. Villan
	5030	Maasin	Mariano M. Malones, Sr.	Jose M. Bermudo	Juan M. Rentoy, Jr.
	5023	Miag-ao	Julieta N. Flores	Jose Rey N. Noble	Nicolas F. Moragas
	5032	Mina	Lydia E. Grabato	Evangeline D. Dableo	Jose G. Salanio, Jr.
	5005	New Lucena	Lielcel M. Seville	Nestor S. Sibolinao	John S. Suelo
	5020	Oton	Vicente B. Flores, Jr.	Jose Niel P. Olivares	Ma. Ami R. Rodrigo
	5037	Passi City	Jesry T. Palmares	Jovi A. Palmares	Mary Jean L. Quiling (Acting)
	5001	Pavia	Arcadio H. Gorriceta	Guillermo H. Hisancha	Baltazar J. Gumana
	5008	Pototan	Pablo L. Perez	Tomas M. Peñafiorida	Norma P. Cordero
	5015	San Dionisio	Larry C. Villanueva	Peter Paul K. Lopez	Generoso A. Chin
	5036	San Enrique	Rosario Mediatrice P. Tupas	Ernesto P. Palomado	Julie B. Paclibar
	5024	San Joaquin	Ninfa S. Garin	Eduardo S. Servidad	Solomon S. Sartaguda
	5025	San Miguel	Victor S. Saclauso	Rey S. Salmo	Heidi B. Beduyas
	5039	San Rafael	Roel T. Belleza	Antonio D. Gumban	Erico Dennis P. Balleza, Jr.
	5002	Sta. Barbara	Dennis S. Superficial	Rema B. Somo	Vincent S. Lusaya
	5014	Sara	Neptali P. Salcedo	Neptali C. Salcedo, Jr.	Calixto P. Oliveros
	5021	Tigbauan	James Excelsior M. Torres	Roel T. Jarina	Jimmy Tupas (Acting)
	5027	Tubungan	Victor T. Gargaritano, Jr.	Victor T. Tabaquirao	Rogelio T. Tabingo
	5004	Zarraga	Gregorio S. Brazas	John H. Tarrosa	Ananias M. Sortido

Source: Dept. of the Interior & Local Govt., Region VI

E. FINANCE

Table 45. STATEMENT OF INCOME AND OPERATION EXPENSES

Province of Iloilo: For the period ending December 31, 2010

INCOME	
General Income Accounts	
Professional Tax	319,021.91
Amusement Tax	66,881.76
Franchise Tax	1,550,781.81
Occupation Tax	53,340.00
Property Transfer Tax	9,686,430.21
Real Property Tax	42,956,403.74
Tax on Delivery, Trucks and Vans	3,845,425.03
Tax on Sand, Gravel and other Quarry Products	2,346,138.33
Fines and Penalties-Local Taxes	818,999.82
Clearance and Certification Fees	3,320,331.25
Inspection Fees	2,280,595.00
Medical, Dental, and Laboratory Fees	18,403,873.60
Other Services Income	665,798.90
Fines and Penalties - Service Income	59.00
Hospital Fees	31,025,640.17
Rent Income	3,176,491.02
Sales Revenue	4,771,260.74
Other Business Income	12,701,785.90
Income from Grants and Donation	1,080,000.00
Interest Income	17,619,539.21
Internal Revenue Allotment	1,229,828,894.00
Share from PAGCOR/PCSO	484,078.25
Share from Tobacco Excise Tax	35,040.00
Miscellaneous Income	85,779.97
Other Fines and Penalties	223,755.58
Gross Income	1,387,346,345.20
LESS: EXPENSES	
Personal Services	
Salaries and Wages - Regular	218,714,749.56
Salaries and Wages - Casual	2,463,376.36
Personnel Economic Relief Allowance (PERA)	30,390,158.84
Representation Allowance (RA)	4,115,125.00
Transportation Allowance (TA)	3,910,174.94
Clothing / Uniform Allowance	5,076,000.00
Subsistence, Laundry and Quarter Allowance	1,978,058.95
Productivity Incentive Allowance	2,377,697.77
Hazard Pay	335,919.40
Overtime and Night Pay	3,596,432.56
Cash Gift	6,609,175.13
Year End Bonus	18,781,057.18
Life and Retirement Insurance Contribution	26,427,326.90
PAG-IBIG Contribution	1,910,300.00
PHILHEALTH Contribution	2,650,237.72
ECC Contribution	1,445,225.06
Terminal Leave Benefits	7,216,710.33
Other Personnel Benefits	40,124,425.96
Total Personal Services Expenses	378,122,151.66

Maintenance and Other Operating Expenses	
Tavelling Expenses - Local	12,732,227.19
Training Expenses	3,008,221.21
Scholarship Expenses	2,939,191.24
Office Supplies Expenses	4,278,127.42
Accountable Forms Expenses	4,243,551.12
Animal/Zoological Supplies Expenses	1,986,837.90
Food Supplies Expenses	15,143,306.60
Drugs and Medicine Expenses	12,004,142.47
Medical, Dental and Laboratory Supplies Expenses	13,367,086.95
Gasoline, Oil and Lubricants Expenses	10,120,811.72
Agricultural Supplies Expenses	709,165.20
Textbooks and Instructional Material Expenses	179,225.00
Military and Police Supplies Expenses	185,720.00
Other Supplies Expenses	1,816,277.79
Water Expenses	511,221.00
Electricity Expenses	17,896,588.00
Cooking Gas Expenses	5,810.00
Postage and Deliveries	5,649.00
Telephone Expenses - Landline	3,422,480.26
Telephone Expenses - Mobile	1,424,445.18
Internet Expenses	30,422.71
Membership Dues and Contribution to Organizations	338,000.00
Advertising Expenses	1,170,260.00
Printing and Binding Expenses	325,220.90
Representation Expenses	649,252.16
Subscriptions Expenses	290,170.00
Rewards and Other Claims	504,000.00
Cosultancy Services	861,000.00
General Services	16,435,990.93
Janitorial Services	2,494,445.73
Security Services	6,499,920.00
Other Professional Services	65,467.59
Repair and Maintenance - Land Improvements	189,254.00
Repair and Maintenance - Office Buildings	830,537.75
Repair and Maintenance - Hospital and Health Center	771,310.01
Repair and Maintenance - Other Structures	49,900.00
Repair and Maintenance - Office Equipment	303,201.42
Repair and Maintenance - IT Equipment and Software	192,615.50
Repair and Maintenance - Machineries	1,077,700.66
Repair and Maintenance - Construction and Heavy Equipment	7,035,993.50
Repair and Maintenance - Hospital Equipment	92,198.44
Repair and Maintenance - Medical, Dental and Laboratory Equipment	55,237.25
Repair and Maintenance - Other Machineries and Equipment	56,700.00
Repair and Maintenance - Motor Vehicles	4,039,548.50
Repair and Maintenance - Watercraft	164,800.00
Repair and Maintenance - Other Property, Plant and Equipment	706,394.00
Repair and Maintenance - Roads, Highways and Bridges	3,889,286.85
Subsidy to National Government Agencies	3,230,719.26
Subsidy to Operating Units	587,208.34
Subsidy to Local Government Units	42,554,770.00
Subsidy to NGOs/Pos	210,000.00
Subsidy to Other Funds	315,985,949.95

Donation	18,761,255.00	
Intelligence Expenses	1,980,500.00	
Extraordinary Expenses	496,995.05	
Fidelity Bond Premium	191,183.25	
Insurance Expenses	2,165,016.55	
Other Maintenance and Other Operating Expenses	21,760,824.36	
Interest Expenses	10,233,295.45	
Total MOOE		573,256,630.36
Total PS and MOOE		951,378,782.02
Income Before Depreciation		435,967,563.18
Depreciation		
Depreciation - Land Improvement	1,063,973.02	
Depreciation - Electrification, Power and Energy Structure	1,363,459.90	
Depreciation - Office Building	12,620,740.44	
Depreciation - Hospital and Health Center	405,094.95	
Depreciation - Other Structures	297,634.71	
Depreciation - Office Equipment	861,676.35	
Depreciation - Furniture and Fixtures	1,687,270.14	
Depreciation - IT Equipment	5,207,394.17	
Depreciation - Library Books	265,714.97	
Depreciation - Machineries	21,223.51	
Depreciation - Agricultural, Fishery and Forestry Equipment	14,990.26	
Depreciation - Communication Equipment	733,169.92	
Depreciation - Construction and Heavy Equipment'	12,787,764.77	
Depreciation - Firefighting equipment and Accessories	20,042.84	
Depreciation - Hospital Equipment	1,325,169.63	
Depreciation - Medical, Dental and Laboratory Equipment	4,142,468.28	
Depreciation - Military and Police Equipment	148,114.89	
Depreciation - Sports Equipment	22,431.47	
Depreciation - Technical and Scientific Equipment	2,004,574.56	
Depreciation - Other Machineries and Equipment	2,438,000.11	
Depreciation - Motor Vehicles	3,805,389.50	
Depreciation - Watercrafts	36,788.51	
Depreciation - Other Transportation Equipment	4,710.75	
Depreciation - Other Property, Plant and Equipment	113,641.35	
Total Depreciation		51,391,439.00
NET INCOME		384,576,124.18

Source: Provincial Accounting Office

GENERAL INFORMATION ON DIFFERENT MUNICIPALITIES

Table 46. No. of Barangays, Land Area, Population and Distance from City By Municipality

Municipality/ Component City	No. of Barangays	Land Area (Ha.)	2007 Census on Population	Distance from City (km)
Ajuy	34	19,346	47,113	91.9
Alimodian	51	14,480	34,035	24.6
Anilao	21	7,538	23,465	45.3
Badiangan	31	7,750	24,504	39.0
Balasan	23	4,100	27,384	134.0
Banate	18	11,886	28,714	50.0
Btac. Nuevo	29	9,449	49,515	30.0
Btac. Viejo	26	14,230	39,326	60.4
Batad	24	4,476	18,298	120.0
Bingawan	14	8,500	12,259	68.0
Cabatuan	68	8,248	50,861	24.2
Calinog	59	23,280	51,018	59.3
Carles	33	11,202	57,673	147.6
Concepcion	25	9,702	36,881	111.4
Dingle	33	7,750	40,828	37.0
Dueñas	47	9,052	32,149	46.1
Dumangas	45	11,677	62,769	30.0
Estancia	25	3,197	39,479	135.5
Guimbal	33	4,448	29,724	29.0
Igbaras	46	15,243	29,417	40.0
Janiuay	60	17,910	57,878	29.0
Lambunao	73	24,692	63,300	48.0
Leganes	18	3,216	27,357	10.9
Lemery	31	11,990	25,017	110.7
Leon	85	14,013	45,647	28.2
Maasin	50	15,658	32,555	29.5
Miag-ao	119	13,286	60,498	40.5
Mina	22	4,335	19,809	44.0
New Lucena	21	4,412	21,318	25.0
Oton	37	8,456	77,621	10.2
Passi City	51	25,068	76,045	50.0
Pavia	18	3,502	39,275	9.6
Pototan	50	9,131	67,626	29.0
San Dionisio	29	12,677	32,171	111.8
San Enrique	28	8,772	30,006	54.0
San Joaquin	85	23,135	50,102	53.0
San Miguel	24	2,134	23,804	16.0
San Rafael	9	14,578	13,694	72.0
Sta. Barbara	60	7,748	51,075	15.6
Sara	42	18,300	45,005	97.0
Tigbauan	52	6,062	54,574	22.5
Tubungan	48	3,460	20,631	41.1
Zarraga	24	8,253	21,458	15.7
Total	1,721	466,342	1,691,878	

Table 47. Schedule of Market Days and Town Fiestas by Municipalities

<u>Municipality</u>	<u>Market Days/s</u>	<u>Town Fiesta</u>	<u>Patrons</u>
Ajuy	Sunday	Sept.10	San Nicolas De Tolentino
Alimodian	Tuesday/Sunday	Sept.22	Sto. Tomas de Villanova
Anilao	Friday	May 22	Sta. Rita de Cassia
Badianan		June 24	San Juan de Bautista
Balasan	Thursday/Sunday	July 26	Sta. Ana
Banate	Wednesday	June 24	San Juan de Bautista
Btac.Nuevo	Wednesday/Saturday	June 13	San Antonio de Padua
Btac.Viejo	Thursday	June 29	San Pedro de Apostol
Batad	Sunday/Monday	Apr.05	San Vicente Ferrer
Bingawan	Thursday	Jan. 25	San Paulo de Conversion
Cabatuan	Wednesday/Sunday	Sept.10	San Nicolas De Tolentino
Calinog	Tuesday	Dec.08	Immaculada Concepcion
Carles	Monday/Friday	Oct.15	Sta, Teresa de Jesus
Concepcion	Thursday	Dec.08	Immaculada Concepcion
Dingle	Saturday	June 24	San Juan de Bautista
Dueñas	Sunday	Sept.30	San Jeronimo
Dumangas	Sunday	May 05M	San Agustin
Estancia	Tuesday	May 15-16	Ma. Reyna Sto. Rosario
Guimbal	Tuesday	Sept. 10	San Nicolas De Tolentino
Igbaras	Wednesday	May 22R/June24M	San Juan de Bautista
Janiuay	Wednesday/Saturday	Jan. 28	San Julian
Lambunao	Sunday	Sept. 10	San Nicolas De Tolentino
Leganes	Sunday	Apr. 05	San Vicente Ferrer
Lemery	Wednesday	June 23	Sto. Niño
Leon	Saturday	Nov. 25	Sta. Catalina de Alejandria
Maasin	Monday/Thursday	Dec.30	San Jaime
Miag-ao	Saturday	Sept. 22	Sto. Tomas de Villanova
Mina	Thursday/Sunday	Oct.12	Nuestra Sra. Del Pilar
New Lucena	Sunday	Jan.24	Nuestra Sra. De Buen Viaje
Oton	Monday/Saturday	Dec.08	Immaculada Concepcion
Passi	Monday/Saturday	Feb.10	San Guillermo
Pavia	Wednesday	May 04	Sta. Monica
Pototan	Tuesday/Friday	May 08	San Jose
San Dionisio	Friday	May 05	San Vicente Ferrer
San Enrique	Wednesday	May 24	Santa Maria
San Joaquin	Wednesday/Friday	Jan.03M/ Aug.16R	San Joaquin
San Miguel	Wednesday/Sunday	May 08	San Miguel de Archangel
San Rafael	Sunday	Oct.24	San Rafael de Archangel
Sta.Barbara	Friday	Dec.04	Sta. Barbara
Sara	Monday/Saturday	June 24	San Juan de Bautista
Tigbauan	Sunday	Jan.03R/ June 3 rd M	San Juan de Sahagun
Tubungan	Monday/Friday/Tues.	Jan. 17	San Antonio de Abbot

A Publication of the
RESEARCH AND STATISTICS SECTION
PROVINCIAL PLANNING AND DEVELOPMENT OFFICE

3rd Floor Iloilo Provincial Capitol
Bonifacio Drive, Iloilo City
Phone: (033) 335-1884 to 85; (033) 509-5091
Fax : (033) 335-8008
email : podiloto@iloilo.gov.ph
website : www.iloilo.gov.ph

